

ISSN:0273-2866
Box 701
Ames, Iowa 50010

September 1987
Vol. 7, No. 9
Pages 448-495
\$6.00

XEROX UNIV MICROFILMS
SERIALS DEPT
300 N ZEEB RD
ANN ARBOR, MI

48106

Dairy and Food Sanitation®

A Publication of the International Association of Milk, Food and Environmental Sanitarians, Inc.

Food Safety
in the Skies

Important Milestones
in the History of
Milk Pasteurization

Occupational Asthma
From Inhaled
Egg Protein



IAMFES Secretary
Nominations Due

Dairy Industries Studies
Focus on Foodborne
Illness Cause

Radioactivity and
its Measurement
in Foodstuffs

The Antibiotics Issue Is Crystal Clear

There's only *one* FDA-
approved antibiotic test.
The 2½ hour *B. stearo-
thermophilus* disc assay.

And there's only *one* fast,
reliable way to predict it.
The 6-minute SPOT TEST.

The SPOT TEST screens
an average of 50,000 milk
tankers each month —
with disc correlation
unmatched by any
quick test.

That's why dairymen
across the country count
on it for low-cost, trou-
ble-free screening.
And now, with a reformu-
lated reagent system,
SPOT TEST results are
clearer than ever.

Your choice is just as clear.
When you need to spot
antibiotics fast, run The
SPOT TEST. And get
results in 6 minutes.

ANGENICS
100 Inman Street
Cambridge, MA 02139
617 876 6468



 **SPOT TEST™**

Concerned?



If any part of your business involves ingredients or products that are imported or exported, then this is important to you. As a result of the Chernobyl accident, regulatory authorities, port-of-entry officials, and consumers alike are increasingly aware of the threat posed by radioactive contamination of foodstuffs.

In fact, "Guaranteed Free of Radioactive Contamination" is becoming the operative phrase in the promotion of products to the health-conscious customer.

EG&G ORTEC, the leading supplier of food monitoring equipment, can provide the assistance you need to guarantee products free of these contaminants.



For more information, call our **HOTLINE, 800-251-9750**, or return the postpaid card below.

Send information on **FOODGUARD™** Food Monitoring.

Please contact me **IMMEDIATELY**. My food monitoring requirements are:

Name _____

Title _____

Department _____

Organization _____

Address _____

(City) (State) (ZIP)

Telephone () _____

Please add my name to EG&G ORTEC's mail list so that I can receive additional information on food monitoring.



NO POSTAGE
NECESSARY
IF MAILED
IN THE
UNITED STATES

BUSINESS REPLYMAIL
FIRST CLASS MAIL PERMIT NO. 105 OAK RIDGE, TENNESSEE

POSTAGE WILL BE PAID BY ADDRESSEE



EG&G ORTEC

Attn: Literature Service
100 Midland Road
Oak Ridge, Tennessee 37831-0895



International Association of Milk, Food & Environmental Sanitarians, Inc.

**1988
MEMBERSHIP APPLICATION**

All memberships on calendar year basis, Memberships include a subscription to *Dairy and Food Sanitation* or both journals.

BEST BUY Check one:

- Membership with BOTH journals \$58
(Dairy and Food Sanitation & Journal of Food Protection)
- Membership with *Dairy and Food Sanitation* \$33

FOREIGN AND CANADA
Add \$10 for each Journal ordered for postage

* Student Membership \$17 for DFS - \$29 for both — please include student verification

**1988
SUBSCRIPTION APPLICATION
for agencies, associations, and institutions**

All subscriptions on a calendar year basis

BEST BUY

- BOTH Journals \$137
- Dairy and Food Sanitation* \$75
- Journal of Food Protection* \$100

FOREIGN AND CANADA
Add \$10 for each Journal ordered for postage

**1988
PUBLICATION ORDER FORM**

3-A Sanitary Standards

- () Complete set 3-A Dairy Stds ea \$33
- () Complete set 3-A Dairy & Egg Stds ea \$48
- () 3-A Egg Stds ea \$28

Five-Year Service on 3-A Sanitary Standards

- () 3-A Dairy & Egg Stds Five years \$34

- Procedures to Investigate Waterborne Illness ea \$3.50
- Procedures to Investigate Foodborne Illness - new 4th Edition ea \$3.50
- Procedures to Investigate Arthropod-borne and Rodent-borne Illness ea \$3.50

Multiple copies available at reduced price. Prices include postage.

Please fill out completely

Name _____ Company Name _____

Address _____

City _____ State/Province _____ Country _____ Zip _____

Phone with area code _____

Job Title _____

- Payment enclosed
- Mastercard/Visa (circle appropriate card)
Card # _____
Expiration Date _____
- Bill me (payment due upon receipt)
- Please check here if you would like information on joining your state/province association.

U.S. FUNDS

MAIL ENTIRE FORM TODAY TO:

**IAMFES-Dept. B
P.O. Box 701
Ames, IA 50010**

Please circle No. 360 on your Reader Service Card

**For faster service use your
charge card & call 800-525-5223
or 515-232-6699
ask for Sandy**

IAMFES Sustaining Members

Accurate Metering Systems, Inc., 1705 Carman Dr., Elk Grove Vlg, IL 60007

Alex C. Fergusson Co., Spring Mill Drive, Frazier, PA 19355

Alfa-Laval, Inc., Agri-Group, 11100 North Congress Avenue, Kansas City, MO 64153

Alpha Chemical Services, Inc., P.O. Box 431, Stoughton, MA 02072

Anderson Chemical Co., Box 1041, Litchfield, MN 55355

Anderson Instrument Co., Inc., RD 1, Fultonville, NY 12072

Angenics, Inc., 100 Inman St., Cambridge, MA 02139

Aquafine, 25230 W. Ave. Stanford, Valencia, CA 91355

Associated Milk Producers, Inc., 830 N. Meacham Rd., Schaumburg, IL 60195

Babson Bros. Co., 2100 S. York Road, Oak Brook, IL 60521

Bactomatic, Inc., 719 Alexander Rd., P.O. Box 3103, Princeton, NJ 08540

BBL Microbiology Systems, P.O. Box 243, Cockeysville, MD 21030

Belmonte Park Laboratories, 1415 Salem Ave., Dayton, OH 45406

Bio Control Systems Inc., 21414 68 Ave. S., Kent, WA 98032

Borden, Inc., Dairy & Services Div., 16855 Northchase, Houston, TX 77060

Canada Packers, 5100 Timbelea Blvd., Mississauga, Ontario L4W 2S5 Canada

Capital Vial Corp., P.O. Box 611, Fonda, NY 12068

Cesco/Q-Controls, 93 Utility Court, Rohnert Park, CA 94928

Chem Bio Laboratories, 5723 West Fullerton Ave., Chicago, IL 60639

Chemland, Inc., Turlock, CA, Memphis, TN

Cherry Burrell Corp., 2400 6th St., SW, Cedar Rapids, IA 52406

Dairy & Food Labs Modesto, Inc., 1581 Cummins Dr., Suite 155, Modesto, CA 95351

Dairy Quality Control Inst., 2353 No. Rice St., St. Paul, MN 55113

Dairymen, Inc., 10140 Linn Station Road, Louisville, KY 40223

Darigold, 635 Elliott Ave. W., Seattle, WA 98109

Dean Foods, 1126 Kilburn Ave., Rockford, IL 61101

Difco Laboratories, P.O. Box 1058, Detroit, MI 48232

Diversey/Wyandotte, 1532 Biddle Ave., Wyandotte, MI 48192

Domino's Pizza, Inc., 30 Frank Lloyd Wright, Ann Arbor, MI 48198

Eastern Crown, Inc., P.O. Box 216, Vernon, NY 13476

Educational Testing Services, 225 Langhorne-Lardley Rd., Laughorn, PA 19047

Environmental Test Systems, Inc., P.O. Box 4659, Elkhart, IN 46514

Foss Food Technology Corporation, 10355 West 70th St., Eden Prairie, MN 55344

FRM Chem, Inc., P.O. Box 207, Washington, MO 63090

GAF, 1361 Alps Road, Wayne, NJ 07470

GENE-TRAK Systems, 31 New York Ave., Framingham, MA 01701

Gerber Products Co., 445 State St., Fremont, MI 49412

Gibco Laboratories, Inc., 231 Sutton St., No. Andover, MA 01845

Gist-Brocades USA, P.O. Box 241068, Charlotte, NC 28224

Henkel Corp., 300 Brookside Ave., Ambler, PA 19002

H. B. Fuller Co., Monarch Chemicals Div., 3900 Jackson St. NE, Minneapolis, MN 55421

Hurricorp/Alco, 1800 Industrial Blvd., Norman, OK 73070

IBA Inc., 27 Providence Rd., Millbury, MA 01527

Intersystems, Inc., 13330 "I" St., Omaha, NE 68137

Kendall Co., One Federal St., Boston, MA 02101

Klenzade Division, Economics Laboratory, Inc., 3050 Metro Drive, Suite 208, Bloomington, MN 55420

Maryland & Virginia Milk Prod. Assn., Inc., P.O. Box 9154 Rosslyn Station, Arlington, VA 22209

Medallion Labs, 9000 Plymouth Ave., Minneapolis, MN 55427

Metz Sales, Inc., 522 West First St., Williamsburg, PA 16693

Michelson Labs, 4555 Produce Plaza, Los Angeles, CA 90058

Mild America Dairymen, Inc., P.O. Box 1837 SSS, 800 W. Tampa, Springfield, MO 65805

Milk Marketing, Inc., P.O. Box 36050, Strongsville, OH 44136

Minnesota Valley Testing Laboratories, 326 Center St., New Ulm, MN 56073

Naige Co., P.O. Box 365, Rochester, NY 14602

Nasco International, 901 Janesville Ave., Fort Atkinson, WI 53538

National Mastitis Council, 1840 Wilson Blvd., Arlington, VA 22201

National Milk Producers Federation, 1840 Wilson Blvd., Arlington, VA 22201

National Sanitation Foundation, P.O. Box 1468, Ann Arbor, MI 48106

Norton Co., P.O. Box 350, Akron, OH 44309

Oregon Digital Systems Inc., 885 N.W. Grant Ave., Corvallis, OR 97330

Oxoid USA, Inc., 9017 Red Branch Rd., Columbia, MD 21045

Penicillin Assays, Inc., 36 Franklin St., Malden, MA 02148

Petrolane, 607 S. Blvd., Baraboo, WI 53913

The Pillsbury Company, 311 Second St., S.E., Minneapolis, MN 55414

Rexham Machinery Group, 5501 N. Washington Blvd., Sarasota, FL 34243

Ross Laboratories, 625 Cleveland Ave., Columbus, OH 43216

Seiberling Associates, Inc., 11415 Main St., Roscoe, IL 61073

Silliker Labs, 1304 Halsted St., Chicago Heights, IL 60411

SmithKline Animal Health Products, P.O. Box 2650, West Chester, PA 19380

Sparta Brush Co. Inc., P.O. Box 317, Sparta, WI 54656

Spectronix Ltd., P.O. Box 2556, Castro Valley, CA 94546

Stainless Fabrication, Inc., 429 N. Belcrest, Springfield, MO 65802

Tekmar Co., 10 Knollcrest Dr., Cincinnati, OH 45222

The Stearns Tech. Textile Co., 100 Williams St., Cincinnati, OH 45215

Thermaco, Inc., P.O. Box 2548, Asheboro, NC 27204-2548

3M/Medical-Surgical Div., 225-5S-01, 3M Center, St. Paul, MN 55144-1000

Trap-Ease, Inc., 3122 S. Maple St., Santa Ana, CA 92707

Universal Milking Machine Div., Universal Coops, Inc., Dairy Equipment Dept., P.O. Box 460, Minneapolis, MN 55440

Walker Stainless Equipment Co., 601 State St., New Lisbon, WI 53950

West Agro Inc., 11100 N. Congress Ave., Kansas City, MO 64153

Dairy and Food Sanitation (ISSN-0273-2866) is published monthly by the International Association of Milk, Food and Environmental Sanitarians, Inc., executive offices at PO Box 701, 502 E. Lincoln Way, Ames, IA 50010. Printed by Heuss Printing, Inc., 911 Second St., Ames, IA 50010. **Second-class postage paid at Ames, IA. Postmaster: Send address changes to IAMFES, 502 E. Lincoln Way, Ames, IA 50010-0701.**

Manuscripts: Correspondence regarding manuscripts and other reading material should be addressed to Kathy Hathaway, PO Box 701, Ames, IA 50010-0701. 515-232-6699.

"Instructions to Contributors" can be obtained from the editor.

Orders for Reprints: All orders should be sent to IAMFES, Inc., PO Box 701, Ames, IA 50010-

0701. Note: Single copies of reprints are not available from this address; address reprint requests to principal author.

Business Matters: Correspondence regarding business matters should be addressed to Kathy R. Hathaway, IAMFES, PO Box 701, Ames, IA 50010-0701.

Subscription Rates: \$75.00 per volume, one volume per year, January through December. Single copies \$6.00 each. No cancellations accepted.

Sustaining Membership: A sustaining membership in IAMFES is available to companies at a rate of \$375 per year, which includes \$100 credit toward an ad in the "annual meeting issue" of the Journal, the July issue. For more information, contact IAMFES, PO Box 701, Ames, IA 50010-

0701, 515-232-6699.

Membership Dues: Membership in the Association is available to individuals only. Direct dues are \$33 per year and include a subscription to **Dairy and Food Sanitation**. Direct dues and the **Journal of Food Protection** are \$58.00 Affiliate and International Membership include both journals for \$58, plus affiliate dues. Student membership is \$17.00 per year, with verification of student status, and includes Dairy and Food Sanitation. No cancellation accepted.

Claims: Notice of failure to receive copies must be reported within 30 days domestic, 90 days foreign. All correspondence regarding changes of address and dues must be sent to IAMFES, Inc., PO Box 701, Ames, IA 50010-0701, 515-232-6699.

**IAMFES
OFFICERS AND EXECUTIVE BOARD**

President, LEON TOWNSEND, Milk Control Branch, Dept. of Health Services, 275 East Main St., Frankfort, KY 40601.
President-Elect, ROBERT GRAVANI, 8A Stocking Hall, Cornell University, Ithaca, NY 14853.
Vice-President, RON CASE, Kraft, Inc., Kraft Court-OP/5, Glenview, IL 60025.
Secretary, BOB SANDERS, PHS/FDA, 200 C St. S.W., Washington, D.C. 20204
Past-President, ROY GINN, Dairy Quality Control Inst., 2353 No. Rice St., Room 110, St. Paul, MN 55113.
Affiliate Council Chprn., WILLIAM W. COLEMAN II, Minnesota Dept. of Agric., 90 West Plato Blvd., St. Paul, MN 55107.

EDITORS

KATHY MOORE HATHAWAY, *Editor and Executive Manager*, Box 701, Ames, Iowa 50010
MARGARET THORNTON MARBLE, *Associate Editor*, Box 701, Ames, Iowa 50010
HENRY ATHERTON, *Technical Editor*, University of Vermont, Carrigan Hall, Burlington, VT 05405.

EDITORIAL BOARD

K. ANDERSON Ames, IA
H. V. ATHERTON Burlington, VT
K. J. BAKER Rockville, MD
S. BARNARD University Park, PA
H. BENGSCHE Springfield, MO
F. BODYFELT Corvallis, OR
J. BRUHN Davis, CA
J. BURKETT Sioux City, IA
J. CHAMBERS West Lafayette, IN
W. CLARK Chicago, IL
W. W. COLEMAN St. Paul, MN
O. D. COOK Rockville, MD
R. DICKIE Madison, WI
F. FELDSTEIN Culpeper, VA
R. FUQUA Mt. Juliet, TN
J. GERBERICH Eau Claire, WI
P. HARTMAN Ames, IA
C. HINZ Le Roy, NY
D. JOLLEY Bradenton, FL
W. LAGRANGE Ames, IA
J. LITTLEFIELD Austin, TX
P. MARTIN Warrenville, IL
J. MIRANDA Los Angeles, CA
D. NEWSLOW Orlando, FL
D. PEPPER Sioux City, IA
M. PULLEN St. Paul, MN
J. REEDER Arlington, VA
D. ROLLINS Springfield, MO
R. SANDERS Washington, DC
P. C. VASAVADA River Falls, WI
E. O. WRIGHT Bella Vista, AR

Dairy and Food Sanitation

CONTENTS VOL. 7 No. 9 SEPTEMBER, 1987

ARTICLES:

- **Radioactivity and its Measurement in Foodstuffs** 452
Dr. Timothy Twomey
- **Important Milestones in the History of Milk Pasteurization** 460
Kathleen M. Knutson, Elmer H. Marth and Mary K. Wagner
- **Food Safety in the Skies** 464
Eric W. Mood

NEWS AND EVENTS 466

- **IAMFES Secretary Nominations Due**
- **IFT Awards Presented**
- **Dairy Industry Studies Focus on Foodborne Illness Cause**

**** and more ****

NEW PRODUCT NEWS 470

FOOD AND ENVIRONMENTAL HAZARDS TO HEALTH 472

AFFILIATE NEWSLETTER 475

NEW MEMBERS 477

DAIRY AND FOOD SANITATION INSTRUCTIONS FOR AUTHORS 480

BOOK REVIEW 482

BUSINESS EXCHANGE 484

JFP ABSTRACTS 490

CALENDAR 494

Radioactivity and its Measurement in Foodstuffs

by Dr. Timothy Twomey
and staff at EG & G ORTEC
100 Midland Rd.
Oak Ridge, TN 37831-0895

Where does radioactivity in food come from?

Radioactivity is, and always has been, present in all foodstuffs to some extent. Only lately, as a consequence of the Chernobyl accident, has public awareness to this been awakened.

There are four possible sources of radioactivity in foodstuffs: one natural and three artificial.

1. **Natural Radioactivity** Potassium is an essential constituent of all cellular tissue, one isotope of which, potassium-40 (^{40}K), is naturally radioactive. Most foodstuffs also contains small quantities of uranium, thorium, and their daughter products. Thus, some irradiation of the body following food intake is inevitable.
2. **Industrial Radioactivity** Effluent and discharges from nuclear power and separation plants, fossil fuel power plants, laboratories, and even hospitals contribute small quantities of radioactivity to the environment which can, in principle, contaminate food.
3. **Weapons Testing Debris** from the atmospheric weapons tests - particularly in the 1960s - caused relatively major contamination of crops and other foodstuffs. Even today some residual activity from these tests can be measured in soil and plants. The cumulative activity from these tests was much greater than that released by Chernobyl.
4. **Accidents Involving Radioactivity** Two obvious examples are the Windscale accident of 1957 when there was much local contamination of herbage and milk, and the Chernobyl reactor fire, in 1986, which has resulted in widespread, but variable, contamination of foodstuffs in Europe and South West Asia.

(The sterilization of foodstuffs by irradiation induces no detectable activity in food.)

How does artificial radioactivity get into food?

Airborne radioactivity can deposit directly onto the ground or be washed out by rain. Thus, both vegetation and soil can be contaminated. Deposited material may become quite strongly attached to leaves and possibly transferred throughout the plant by foliar uptake. In the longer term, activity can be transferred to herbage via root uptake from the soil. Plants will naturally take up trace elements - particularly if they are metabolically essential -

and their radioactive isotopes, if present and chemically available, will naturally follow. In addition, contaminated soil may adhere to the plant.

Vegetation, either as fresh food or silage, transfers activity to animals. The subsequent concentration of radioactivity in animal meat depends particularly on the ground grazed. Lactating animals produce radioactive milk. There may be some concentration down this food chain (biomagnification).

Milk products (dried milk, whey, etc.) will contain higher concentrations of activity simply because of moisture removal. There are numerous foodstuffs sold containing mixtures of milk powders and cereals.

Any foodstuffs which are "concentrated" (e.g., fruit juices) will naturally concentrate the activity also.

Oddly enough, tobacco is considered a foodstuff from the point of view of contamination.

Figure 1 provides a graphic representation of the primary mechanisms by which radioactivity enters the food chain.

What isotopes are found in food and at what level?

The most significant and abundant activity in foods following the Chernobyl and Windscale accidents were isotopes of iodine and cesium. Iodine-131 (^{131}I) has a half-life of only 8 days but nevertheless, entering the grass-cow-milk foodchain it is of great concern in the first days following most nuclear accidents involving operating reactors. In the United Kingdom following Chernobyl, ^{131}I in cow's milk was commonly 50 becquerels/liter (Bq/l) rising to 500 Bq/l in areas of high rainfall. In goat's and ewe's milk levels well in excess of 1000 Bq/l were reported. These animals graze a relatively larger area than cattle.

Another shorter lived isotope, ^{132}I , was also present, but this is of far less significance than ^{131}I .

Cesium activity is important because of its long-lived isotopes that are persistently retained in the top surface of soil. ^{137}Cs (half-life 30 years) has been readily detectable in man and in many foodstuffs during and since weapons testing. Even in early 1986 environmental measurements of fallout cesium could still be made.

^{137}Cs was the major long-lived activity observed in northwest England following the Windscale fire, and it

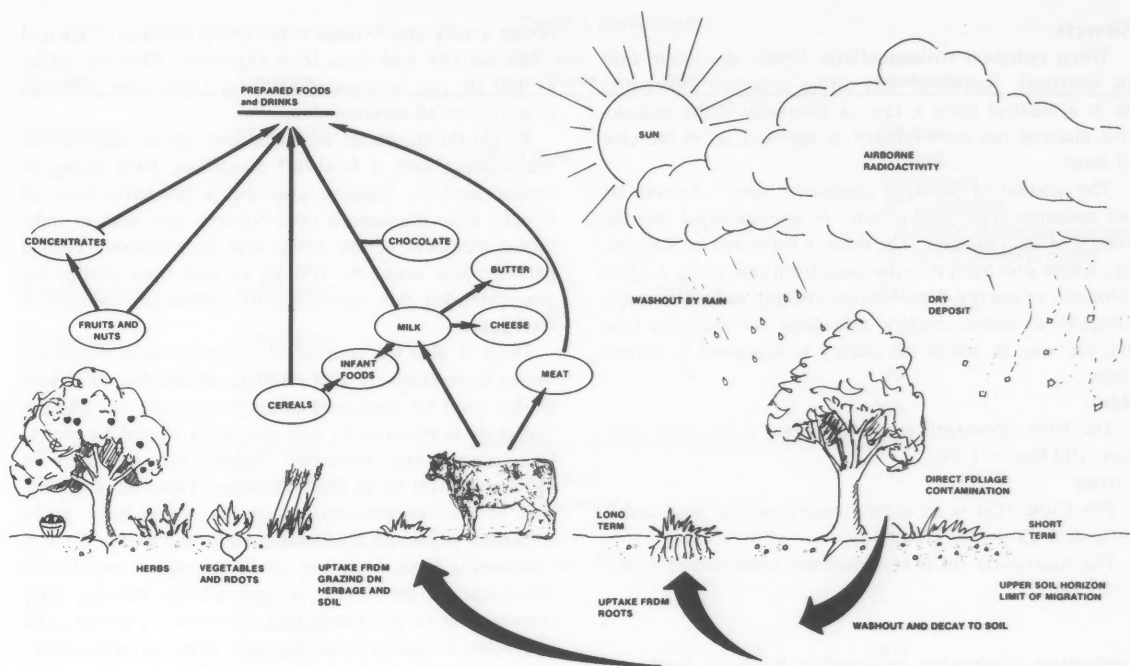


Fig. 1. Routes of Radioactivity to Foodstuffs.

could be detected in milk and milk products for a considerable time later. After the Chernobyl accident, ^{137}Cs contaminated foodstuffs widely in the northern hemisphere and has been the prime nuclide under consideration for legislation controlling the distribution and consumption of food. A second cesium isotope, ^{134}Cs (half-life 2.3 years), has also played a prominent role in activity from Chernobyl.

Cesium activity levels in food following Chernobyl have commonly been tens or even hundreds of Bq/kg. In exceptional cases over a thousand Bq/kg were recorded on some crops such as grain, nuts, and leafy herbs from eastern Europe while high levels in some concentrated milk products have been general. The activity present in lamb meat received much publicity. Recently West German officials discovered 150 railroad cars full of radioactive powdered milk, clearly a legacy of Chernobyl. The radiation came from the grass Bavarian cows grazed on in alpine pastures contaminated by fallout of cesium isotopes. Bremen, Germany health officials said tests showed radiation levels of nearly 6,000 Bq/kg of the powdered milk. That is well above the European Community's maximum permitted level of 370 Bq for milk and dairy products for human consumption and 1,850 Bq for animal feed.

Other activity has been reported from foodstuffs following Chernobyl. Two isotopes of ruthenium (^{103}Ru and ^{106}Ru) have been seen while a silver isotope (^{110}Ag) has been noted in products capable of concentrating this ele-

ment (e.g., animal liver and mushroom).

Natural potassium activity (^{40}K) is present in virtually all foodstuffs as an essential constituent of cellular material. Typical levels in foodstuffs vary from a few tens of Bq to several hundred Bq/kg in meat, dried milk, and nut kernels.

Small quantities of uranium, and their daughter products are present in foods. A biological quirk raises the level of the radium daughters of uranium and thorium in Brazil nuts to over 50 Bq/kg, but this level is quite low and radium is in an insoluble form.

Half-Life, Becquerels, Sieverts, Rems, and Curies - what do they all mean?

Half-Life

The activity, or rate, of nuclear disintegration of a radioactive source is proportional to the amount that is present. As it decays, there is less left to decay and so the activity decreases. The half-life is the time over which the activity decreases to 50% of its original value. Half-lives vary from seconds to thousands of years. Long half-life nuclides are more of a problem than short half-life emitter.

Becquerels

The Becquerel is an activity of one disintegration per second. It is usual to express specific sample activities in Becquerels per kilogram (Bq/kg) or Becquerels per liter (Bq/l).

Sieverts

When radiation strikes cellular tissue, the tissue may be damaged. Radiation may strike a person externally, as in a medical chest x ray, or internally if the radioactive material has been inhaled or ingested, as in the case of food.

The amount of damaged caused or "dose" depends on the radiation type (alpha, beta, or gamma rays) and the energy of the radiation. The dose is measured in Sieverts, Sv, where one Sievert is the dose from one joule, J (0.24 calories), of energy deposited by ionizing radiation in one kilogram of tissue, making allowance for radiation type and the way in which the energy is deposited in human tissue.

Rem

The Rem (Roentgen equivalent man) is an older dose unit. 100 Rem = 1 Sv.

Curies

The Curie (Ci) is an older, inconveniently large activity unit. 1 Ci = 3.7×10^{10} Bq.

The nano-curie (nCi) is sometimes used, where 1 nCi = 37 Bq.

Legislation concerning radioactive levels in food.

Governments are concerned about limiting radiation doses to populations and have introduced regulations to prevent the distribution of food which exceeds levels of contamination regarded by the Government concerned as significantly detrimental.

The relationship between activity of material ingested and consequent dose is extremely complicated, depending on the biochemical behavior of the element concerned in the body, its chemical form, and the nuclear properties of the active isotope. Cesium however, exhibits very straightforward chemical properties, and it is possible to

obtain a very approximate relationship between ^{137}Cs and ^{134}Cs activity and dose from ingestion. Thus an intake of 100 Bq can be equated to about 1 μ Sv (one millionth of a Sievert) of received dose.

To put the quantities in perspective, let us suppose one was dealing with a foodstuff containing 1000 Bq/kg of cesium activity. Suppose also that a restrictive limit of 1 mSv (one thousandth of a Sievert) per year to individual members of the public was in operation. Then a person could consume 100 kg of that food during the year provided this was the only significant radioactive food eaten.

There is also the concept of collective dose which assumes conservatively that damage attributable to a particular level of dose will occur irrespective of whether that dose is received by one person or shared by many. Conventional risk estimates suggest that a fatality is likely with 100 Sv of radiation dose. Thus, ten thousand tons of the contaminated foodstuffs would have to be consumed before an attributable death was likely.

It would have been too much to expect world-wide agreement on the levels of radioactivity limiting food consumption or its distribution. However, a month after Chernobyl it emerged that the only forms of radioactivity that were to be particularly subjected to limitation were isotopes of iodine and cesium. By this time, virtually all iodine had decayed! However, the cesium isotopes concerned were - and still are:

Cesium 137 Half-life 30 years

Cesium 134 Half-life 2.3 years

(At the time of the Chernobyl accident the ratio of these two isotopes distributed across Europe was approximately 2:1.)

Variations of proposed limits in different countries arose partly from differing eating habits, but chiefly from differing perceptions of risk. Table 1 shows examples of

Table 1. Examples of Differing Limits Reported Following Chernobyl. (^{137}Cs and ^{134}Cs) in Foodstuffs (Bq/kg)

(Please note that while every effort has been made to cross-check the accuracy of these figures, EG&G ORTEC can take no responsibility for their accuracy.)

Country	Limitation	Milk and Infant Foods	Meat	Other Foodstuffs
Austria	Consumption	185 11.1 (infants)	— 185 and 600	600
Canada	Importation	78		
EEC	Importation	370	600	600
Hong Kong	Importation	370	600	600
Iran	Importation	20		
Kuwait	Importation	143	93	93
Malaysia	Importation	180	540	180 252 cereals 324 fruit/vegetables

Table 1 (continued)

Country	Limitation	Milk and Infant Foods	Meat	Other Foodstuffs
Philippines	Importation	15-22 33 cheese		28 fish 8 fruit 6 cereals 22 vegetables 2 honey, dextrose/glucose 22 confectionary/coffee
Saudi Arabia	Importation	370	600	600
Singapore	Importation	0*	0*	0*
Sri Lanka	Importation	20	20	20
Sweden	Consumption			300
Taiwan	Importation	Certification of imports required; limits unknown		
Thailand	Importation	7 liquid milk 20 milk powder	—	6
Tunisia	Importation	100 Certification of imports required	500	500
UK	Internal Distribution	—	1000	—
	Importation	370	600	600
USA	Consumption	370	370	370
USSR				60

*The Singapore limits have been said to be interpreted as 10 Bq/kg. Singapore also requires the same limits on ^{131}I and ^{90}Sr .

different limits reported to have been in operation (though not necessarily currently).

Austria and Malaysia both take note of the relative consumption of foodstuffs. Such is not yet the case generally, and a 600 Bq/kg ban is imposed by the EEC on any foodstuff whether it be grain for bread or bay leaves for flavoring.

Most countries monitor imported food and reject consignments exceeding regulation limits. Some countries (e.g., Malaysia) require a certificate of actual activity level to accompany the consignment.

The restrictions are a serious matter for food exporters, particularly when dealing with such low - almost impossible - limits imposed as in Singapore. In October 1986, there were still certain foodstuffs on the market with activity levels exceeding any limits shown in Table 1.

Problems must arise from food concentration. For example, a quantity of fresh milk may be well inside the regulatory limit. However, when dried and converted to milk powder having only 10% of the liquid, it may then exceed the limit even though the total quantity of activity has not increased.

How can food suppliers measure radioactivity?

The majority of significant radioactivity likely to be encountered in foodstuffs emits penetrating gamma radiation. It happens that the energies of the gamma rays are

always characteristic of the radioisotope concerned. Thus, if a device is available which measures not only the quantity of activity but the gamma-ray energy of each component in a sample of foodstuffs, then a measure of each radioisotope in the sample can be made. Such a device is a *gamma-ray spectrometer*.

(It is a commonly held belief that a hand-held monitor of the Geiger counter type can be used. This is not so. At these low levels, more sophisticated instruments are required.) A lead shield is also required to screen out (as much as possible) other radiations external to the sample itself. This implies that while a mobile laboratory can be constructed in a truck, it is not possible to build a lightweight portable or backpack type instrument.

Figure 2 is a block diagram showing the components of a gamma-ray spectrometry system.

The system generates a pulse-height spectrum that represents the true energy distribution of radiations striking the detector and can be used to determine the gamma-emitting components of the foodstuffs. The spectrum is displayed on a screen (usually a VDU attached to a computer) as a histogram, and computer software analyzes the distribution, automatically displaying (or printing) the estimated quantity of each isotope within the foodstuff.

Two detector types are available. The first is a sodium iodide scintillation detector system (NaI) that is efficient, robust, and relatively inexpensive. However, its discriminatory powers are limited.

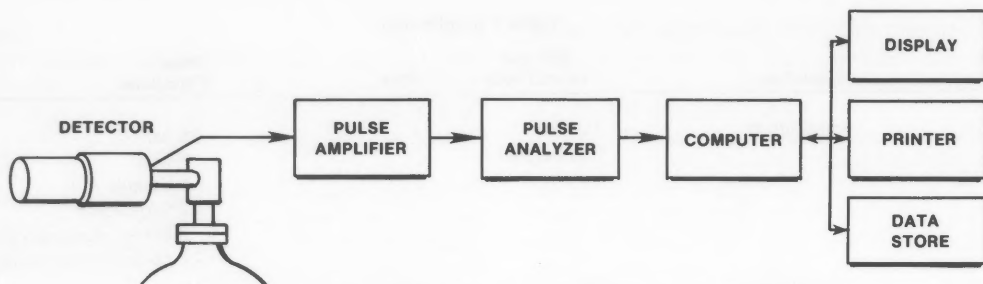


Fig. 2. Block Diagram of a Gamma-Ray Spectrometry System.

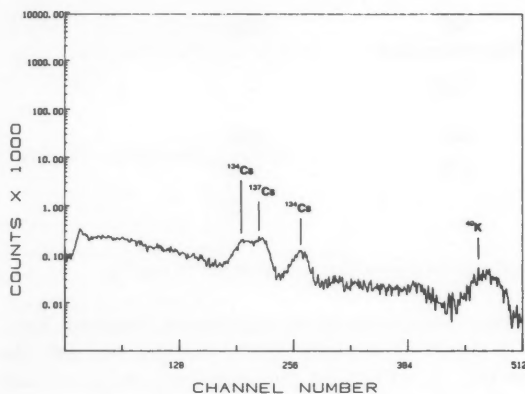


Fig. 3. Nal Detector Pulse Height Spectrum.

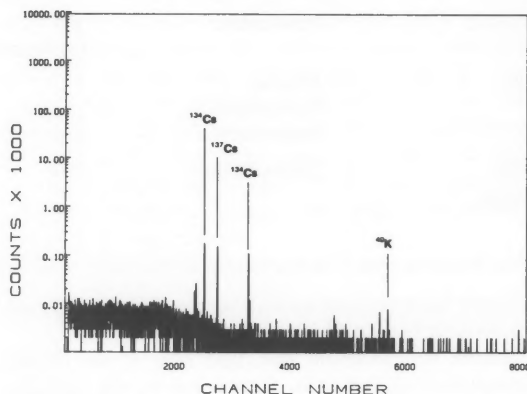


Fig. 4. Germanium Detector Pulse Height Spectrum.

Two detector types are available. The first is a sodium iodide scintillation detector system (Nal) that is efficient, robust, and relatively inexpensive. However, its discriminatory powers are limited.

Figure 3 shows a peak from the natural ^{40}K that is well separated from the cesium isotope. However, the peaks from ^{137}Cs and ^{134}Cs overlap, making it difficult to determine these isotopes separately.

A more sophisticated detector is a solid-state high purity germanium detector system (HPGe). This system is more expensive and requires a higher degree of technical skill to operate. However, it exhibits remarkable discriminatory power and can distinguish hundreds of different gamma-ray energies in one spectrum.

Figure 4 shows the spectrum from a food sample demonstrating not only the well-separated cesium peaks, but a tiny amount of radium.

There are some additional points to consider.

To measure a large food sample as efficiently as possible, the material is contained in a re-entrant vessel (i.e., a Marinelli beaker) which surrounds the detector as much as possible (Fig. 5).

Standard isotopes should be provided to obtain calibration data. These standards should be traceable to a recognized calibration facility, such as Amersham or NBS, to demonstrate to the legislating authority the accuracy of the measurements.

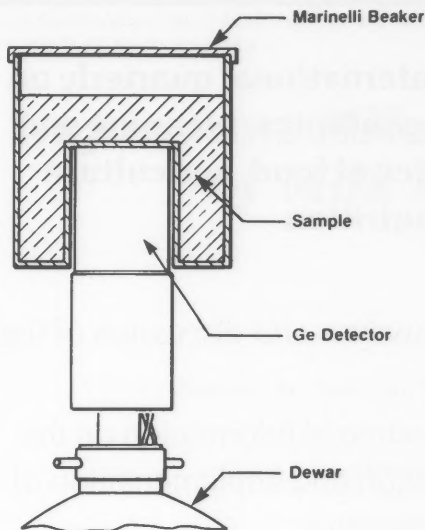


Fig. 5. Marinelli Beaker.

Figure 3 shows a peak from the natural ^{40}K that is well separated from the cesium isotope. However, the peaks from ^{137}Cs and ^{134}Cs overlap, making it difficult to determine these isotopes separately.

A more sophisticated detector is a solid-state high purity germanium detector system (HPGe). This system is more expensive and requires a higher degree of technical skill to operate. However, it exhibits remarkable discriminatory power and can distinguish hundreds of different gamma-ray energies in one spectrum.

Figure 4 shows the spectrum from a food sample demonstrating not only the well-separated cesium peaks, but a tiny amount of radium.

There are some additional points to consider.

To measure a large food sample as efficiently as possible, the material is contained in a re-entrant vessel (i.e., a Marinelli beaker) which surrounds the detector as much as possible (Fig. 5).

Standard isotopes should be provided to obtain calibration data. These standards should be traceable to a recognized calibration facility, such as Amersham or NBS, to demonstrate to the legislating authority the accuracy of the measurements.

What is the Future?

Now that the disaster at Chernobyl has occurred, there will be no turning back. Public awareness and concern about the impact of radioactive contamination has reached a high level which will doubtless lead to new regulations concerning the import, export, and manufacture of foodstuffs in many countries. The food industry can be prepared by the acquisition of the necessary equipment and skills to perform the measurements required.



N.M.C.

NATIONAL MASTITIS COUNCIL

Use a Safe and Effective Teat Dip

Postmilking teat dipping with an effective germicidal teat dip after each milking is highly effective and is more important than all of the other milking hygiene practices combined in reducing new infections by contagious bacteria. Several studies have shown about a 50 percent reduction in new infections with the use of an effective germicidal teat dip.

There is no organization or government agency that tests teat dips. Therefore, just because a teat dip is on the market, there are no guarantees that the product is safe for use on cows or that it will be effective in preventing new udder infections.

Of the many products available to dairymen for teat dipping, very few have been tested on enough cows for a long enough time under field conditions. Chlorhexidine (0.5 percent), iodophor (0.5 to 1.0 percent available iodine), and hypochlorite (4 percent) dips effectively reduced new infections in multiple controlled field studies. Hypochlorite compounds may cause irritation and should have less than 0.05 percent sodium hydroxide (NaOH) to minimize teat chapping and irritation. More recently, dodecyl benzene sulfonic acid, at a concentration of 1.94 percent, has been shown effective in a limited number of herds in several studies.

The "burden of proof" is with the company that sells the teat dip. They should provide information on two points:

1. That the teat dip complies with the FDA rules. This means the teat dip label will state clearly the name and percentage concentration of each active ingredient, direction for use, name and address of manufacturer or distributor, production lot number and an expiration date. However, FDA does not require proof of effectiveness for labeling.

2. That the teat dip is effective. The National Mastitis Council (NMC) does not test teat dips but it does recommend three methods of testing teat dips, protocol A, B and C. Dairymen should be interested in results of trials using protocol C which evaluates the ability of a teat dip to prevent infections in dairy cows under commercial dairy practices. These trials should show that the teat dip reduces new mastitic infections by 50 percent or more under natural conditions.

This article is one of a continuing series made available by the National Mastitis Council. For additional information contact:

1840 Wilson Blvd.
Arlington, VA 22201
703-243-8268

FOOD POLICY

the international quarterly on
the economics, planning and
politics of food, agriculture
and nutrition

Food Policy is the leading forum for the analysis and discussion of the economics and politics of food.

It provides the reader with a single source of information on the many factors which influence the formulation and implementation of food policy. It is also a valuable teaching resource.

In addition to major research and policy papers, each issue offers topical and contentious viewpoint articles. Book reviews, conference reports and a calendar of forthcoming events keep readers up-to-date with the latest developments.

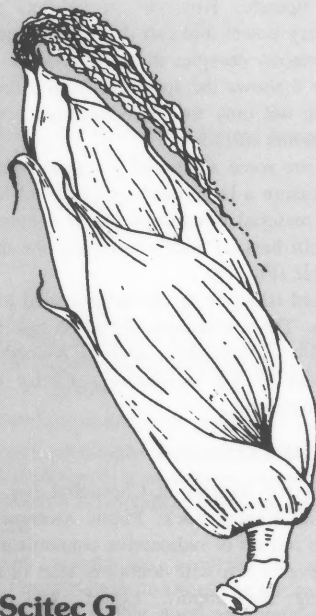
Serving the needs of the government-academic-industrial complex, *Food Policy* covers:

- World hunger and poverty
- National food policies and strategies
- International trade in agricultural commodities
- Food security
- Nutrition policies and programmes
- Agricultural research
- Food aid
- Agro-industrial complex

A policy journal from Butterworths
ISSN 0306-9192

For subscription details or a sample copy, contact
Peter Lake, Butterworth Scientific Limited,
PO Box 63, Westbury House, Bury Street,
Guildford GU2 5BH, UK
Telephone: 0483 31261

Telex: 859556 Scitec G



Important Milestones in the History of Milk Pasteurization

by

Kathleen M. Knutson, Elmer H. Marth¹ and Mary K. Wagner

**Department of Food Science and
The Food Research Institute
The University of Wisconsin-Madison
Madison, Wisconsin 53706**

The technical term "pasteurization" honors the work of Louis Pasteur. Today, "pasteurization" is commonly used to describe any heating process employing a temperature below 100°C (6). The main purpose of pasteurizing milk is to kill the most heat-resistant, vegetative, pathogenic microorganisms; also, pasteurization has the added benefit of killing about 99% of the spoilage microorganisms.

The origin of milk pasteurization has been discussed by Rosenau (22), Hammer and Babel (16) and Ayres et al. (5). Table 1 lists some of the important events in the development of milk pasteurization. The history starts in 1782 when Scheele heated vinegar to prevent its spoilage. Then, in 1810 Appert preserved foods, including milk, in closed containers. His work signified the beginning of canning. The work done by Louis Pasteur by the year 1864 is most significant, however, because for the first time, studies were based on the knowledge of the presence of microorganisms and their role in food spoilage. Pasteur heated wine above 50°C to prevent acetic acid bacteria from souring the wine. Later he used the heating process to prevent spoilage of beer.

EVENTS LEADING TO PASTEURIZATION OF MILK

Before the time of pasteurization, milk was distributed directly from producer to consumer. The farmer brought milk to his neighbors, after collecting the day's production in a container called a dip-tank. In describing these tanks, Rosenau (22) said, "Dip-tanks are objectionable because they often are in unsanitary condition and in surroundings that make it difficult to keep them clean. In dipping out the milk, some of it runs back over the hands or pitcher into the tank; in other ways infection and dirt are apt to be introduced." Next, distribution of milk occurred through the corner grocery store, where dip-tanks were common until about 1912.

As cities grew, the distance between producer and consumer increased, and it became necessary to transport milk over greater distances. The first shipment of milk into New York City by rail occurred in 1835. Positions for middlemen had been created; they commingled the milk from many producers into a common tank. In this way, contaminated milk from one producer was distributed to a larger group of consumers than before, and the hazard for widespread disease outbreaks was increased.

The most common disease of the time, attributed to milk, was typhoid fever. The first recorded outbreak in the United States occurred in 1882 at Allegheny City, Pennsylvania (20). Outbreaks of septic sore throat, scarlet fever and diphtheria also were associated with consumption of contaminated milk. Infant mortality was a major concern. Acute gastrointestinal disease was the main cause of infant death. This disease was most prevalent during the summer and thus was termed "summer complaint". It was shown that deaths from gastrointestinal disease remained constant throughout the year for breast-fed infants, and that mortality of bottle-fed infants accounted for the increase during the summer. It is implied that the raw milk used for bottle feeding was the source of pathogens causing the gastrointestinal diseases. At that time, the New York Health Department estimated that bottle-fed infants accounted for 85% of all infant deaths.

The need to heat milk to be consumed by infants was realized by the European chemist, Soxlet. In 1886, he systematized and popularized the heating of milk for infant use by developing special bottles, seals and an apparatus in which milk was heated near boiling for a brief period. Soxlet believed his process sterilized the milk, but later it was realized that the milk contained spores which survived the heating process.

Pasteurization of milk was first implemented by Fjord in Denmark in 1870. In the United States, sporadic attempts to pasteurize milk started in 1878. In 1889, Dr. Abraham Jacobi of New York City advocated the heating of milk for infant use. Heating of Milk was first addressed in American literature in the *Archives of Pediatrics* by Jacobi who made reference to Soxlet's apparatus for this purpose. In 1893, Nathan Straus set up the first facility to pasteurize milk for infants, and it was located in New York City (23). During 1898 at Randall's Island Hospital for Children in New York City, infant mortality was reduced from 42 to 20% with the exclusive use of pasteurized milk for that one year.

The recognized need for quality milk continued. In 1893, Dr. H.L. Coit persuaded the State Medical Society of New Jersey to appoint the Essex County Medical Milk Commission. Stephen Francisco's dairy became the first to be certified when he agreed to produce milk under the supervision of the commission. "Certified milk", the name later was copyrighted by Francisco, was for use by infants and sick-room patients.

Across the country 12 other commissions were appointed by their respective county medical societies. On June 3, 1907, the commissions joined to form the American Association of Medical Milk Commissions (AAMMC). A year later, milk producers formed the Certified Milk Producer's Association of America (CMPAA). Personnel of a medical milk commission included the chairman, secretary-treasurer, veterinarian, bacteriologist, chemist, clinician and sanitarian specializing in dairying. To insure that the principles of the commission would best be upheld, no money was earned by any member, i.e. services were voluntary. The objectives of the commission were to set standards for sanitary inspection of dairy employees, including thorough weekly examinations by a physician; for monthly veterinary inspection of herds, to include a semi-annual tuberculin test; and for bacteriological and chemical examinations of milk. Specifications were written for bottling procedures, equipment, water and feed. Milk was to be cooled to below 7.2°C (45°F) until brought to the consumer. Milkfat was to be at 4% and the bacterial count, checked once a week, could not exceed 10,000 per ml. Both demand for and cost of certified milk were high. In 1926, certified milk represented 2% of the milk sold in the marketplace, and it boasted a record of only two outbreaks of disease (17).

PASTEURIZATION OF MILK

While maintaining the ideal that all milk should be produced under the most sanitary conditions, such as certified milk was, even the AAMMC recognized the need to properly pasteurize milk that was not certified. Pasteurization procedures and ordinances were developed to provide an alternative form of quality milk.

There were two major concerns with the heating of milk. One, if the milk was heated too long and/or too high a temperature, the cream line would be less distinct.

This was reportedly seen when milk was heated at 70.0-72.2°C (158-162°F) for 1.5 to 4 min (11). The second concern was related to bacteriological quality. Since pathogens were to be killed, numerous studies were done to determine specifically when *Bacillus tuberculosis* (later renamed *Mycobacterium tuberculosis*) would be killed in the milk since it was thought to be the most heat-resistant nonsporeforming pathogen likely to occur in milk. Variations in data were common and attributed to major differences between equipment. Also, *M. tuberculosis* was believed to survive in the pellicle that formed on milk during heating. By 1924, it was accepted that holding the milk at 60.0°C (140°F) for 15 min would kill *M. tuberculosis*. To provide a margin of safety in the pasteurization process, the temperature was raised to 61.1-62.8°C (142-145°F) and the time was doubled to 30 min.

Thermal inactivation studies done later on the pathogen *Coxiella burnetii* provided that the heat process adequate to destroy *M. tuberculosis* was not sufficient to destroy the more heat-resistance *C. burnetii* (9). Hence, on July 19, 1956 (24) the temperature for low-temperature long-time (LTLT) pasteurization was raised from 61.7°C (143°F) to 62.8°C (145°F), and that for high-temperature short-time (HTST) pasteurization was raised from 71.3°C to 71.5°C (161°F). The time for LTLT and HTST pasteurization of 30 min and 15 s, respectively, remained the same.

In addition to developing the procedure of pasteurization, there was a strong movement by health officials to pass ordinances requiring milk to be pasteurized and to standardize the milk grading system. In 1918, the *American Journal of Public Health* published a report on milk standards prepared by a committee of the American Public Health Association. The committee advised use of a grading system employing the first three letters of the alphabet. Grade A milk was to be either raw milk, with standards similar to those for certified milk, or pasteurized milk that before pasteurization had a bacterial count not exceeding 200,000 per ml, and at the time of delivery to the customer had a bacterial count no greater than 10,000 per ml. Grade B milk was recommended to be pasteurized milk that at no time before pasteurization had a bacterial count greater than 1,000,000 per ml, and at the time of delivery to the customer had a bacterial count not greater than 50,000 per ml. Grade C milk would have been allowed to have an initial bacterial count in excess of 1,000,000 per ml. The count after pasteurization and at delivery would not have exceeded 50,000 per ml and the milk would have been restricted for use in cooking or manufacturing. All grades of milk would have come from cows free from disease.

The first Federal milk ordinance was written in 1924. In 1926, a uniform milk standard ordinance was adopted for the entire United States. At that time, more than 60 cities were already operating successfully under the ordinance. Three grades (A, B and C) of raw and pasteurized milk were defined. The ordinance was concerned with achieving pasteurization of maximum quantities of milk, improving the quality of raw milk, encouraging consump-

tion of milk and eliciting cooperation of the dairy industry with government (2). Soon after the ordinance was adopted, it was noted that the definitions and enforcement of the ordinance were not satisfactory (12). By 1937 the United States Public Health Service Milk Ordinance contained 18 sections, listed many definitions (including Vitamin D milk and Grade D raw milk) and prohibited the dipping of milk (15). In 1925, it was estimated that 30% of the population consumed pasteurized milk (13). Despite the great strides made toward pasteurization of milk, still in 1938, 25% of all waterborne and foodborne disease outbreaks originated with milk (3).

As milk shipments went from local to interstate levels, the need for uniform standards of inspection and regulation peaked. In 1950, the first National Conference on Interstate Milk Shipments met to consider the interstate movement of milk. Results of this program have been to improve the quality of milk shipped in interstate commerce, uniform interpretation and application of sanitary standards among states, as well as uniform use of laboratory methods for assessing the quality of milk (18).

The name of the Federal ordinance has since been changed to the Pasteurized Milk Ordinance (PMO). The last recommendations were published in 1978. The PMO is voluntarily adopted by state health officials and then is followed by producers of milk products. Products entering interstate commerce must meet at least the standards of the PMO, but a state may require milk products to meet quality standards higher than those of the PMO. Table 2 gives chemical, bacteriological and temperature standards found in the PMO and applicable for Grade A raw milk and Grade A pasteurized milk and milk products.

Many states do not allow the commercial sale of raw milk. However, both the AAMMC and CMPAA still exist [a 1985 count shows 35 members in AAMMC (1)] and certified milk is a definite source of disease outbreaks. One California dairy has produced certified milk believed to be responsible for outbreaks of disease in 1958, 1964, 1971-1974 and 1977-1979 (7).

Recognizing the need for control in the sales of raw milk, the Texas Board of Health has restricted raw milk sale to the premises of the producer dairy. Herds must be proven free from brucellosis and tuberculosis by passing an annual test. The raw milk may not exceed a standard plate count of 20,000 CFU/ml, a direct microscopic somatic cell count of 1,000,000 cells/ml and a coliform count of 10/ml; the milk must test negative for antibiotics (4).

Health claims made for raw milk have not been substantiated scientifically and incorrect information abounds. A comparison of the nutrient content of raw and pasteurized milk shows no meaningful differences. Pasteurization reduces the content of three vitamins: thiamine (B₁) from 0.45 to 0.42 mg/L, cobalamin (B₁₂) from 3 to 2.7 µg/L and ascorbic acid (C) from 2.0 to 1.8 mg/L. Milk is not a major source of these vitamins, and the loss of each does not exceed 10%. Pasteurization makes about 6% of calcium insoluble, coagulates 1% of milk

Table 1. Events in the development of milk pasteurization.

Year	Event
1810	Appert preserved food through use of heat.
1864	Pasteur reduced food spoilage by heating at temperatures below boiling.
1886	Heating of milk for infant feeding was advocated.
1893	Straus set up facility to pasteurize milk for infants. First medical milk commission was formed to oversee certified milk production.
1907	American Association of Medical Milk Commissions was organized.
1924	Pasteurization at 61.7°C for 30 min was based on heat resistance of <i>Mycobacterium tuberculosis</i> . The first federal milk ordinance was written.
1950	National Conference on Interstate Milk Shipments was formed.
1956	Temperature for low temperature — long time pasteurization was raised to 62.8°C based on the heat resistance of <i>Coxiella burnetii</i> .
1978	Current Pasteurized Milk Ordinance was published.
1986	Research indicated under certain circumstances <i>Listeria monocytogenes</i> may survive high temperature - short time pasteurization of 71.7°C for 15 s (9).

protein and causes a slight disaggregation of fat globules that results in a reduced cream line of whole milk (21). However, reducing the cream line is not an important consideration when commercially-pasteurized milk is homogenized.

Pasteurization of milk is not mandatory in the United States at the federal level, but pasteurization practices are decided by each state. The advocates of raw milk use their right to freedom of choice to prevent the passing of laws for mandatory pasteurization. However, with the freedom of choice comes the provision of informed consent. Herein lies the responsibility to educate the public about the realities of raw milk versus pasteurized milk.

Policy statements, recommending the pasteurization of milk and milk products for human consumption, have been written by the American Academy of Pediatrics, the Conference of State and Territorial Epidemiologists, and the American Veterinary Medical Association, and the U.S. Animal Health Veterinarians (8). The Food and Drug Administration invited information, data and views

Table 2. Standards for Grade A milk and milk products as found in the Pasteurized Milk Ordinance.

Grade A raw milk for pasteurization

Temperature: Cooled to 45°F (7°C) or less within 2 h after milking, provided that the blend temperature after the first and subsequent milkings does not exceed 50°F (10°C).

Bacterial limits: Individual producer milk not to exceed 100,000 per mL before commingling with other producer milk. Not to exceed 300,000 per mL as commingled milk before pasteurization.

Antibiotics: Individual producer milk-no detectable zone with the *Bacillus subtilis* method or equivalent. Commingled milk - no detectable zone by the *Sarcina lutea* Cylinder Plate Method or equivalent.

Somatic cell count: Individual producer milk - not to exceed 1,500,000 per mL.

Grade A pasteurized milk and milk products

Temperature: Cooled to 45°F (7°C) or less and maintained there at.

Bacterial limits (not applicable to cultured products): 20,000 per mL.

Coliform: Not to exceed 10 per mL-provided that, for bulk milk transport tank shipments, shall not exceed 100 per mL.

Phosphatase: Less than 1 microgram per mL by the Scharer Rapid Method or equivalent.

from the public on consumption of raw and certified raw milk. To this, the Public and Scientific Affairs Board Committee on Laboratory Practices in Microbiology and the American Academy of Microbiology responded that all milk and milk products sold for human consumption be required to be pasteurized (14). Also, resolutions against permitting the sale of raw milk were adopted at recent annual meetings of the American Dairy Science Association and the International Association of Milk, Food and Environmental Sanitarians. Copies of these resolutions were forwarded to the Food and Drug Administration.

Advocates of certified milk have boasted about the lack of outbreaks of illness caused by that product. The quality of certified milk peaked early, but inevitably outbreaks of illness have occurred. On the other hand, the quality of pasteurized milk has greatly improved because of advances in the engineering of pasteurization equipment, in the passing of strict government regulations and in the enforcement of those regulations at the farm, factory and grocery store. Hence, pasteurized milk brings together the best of both worlds; we have the sanitary conditions initiated by the certified milk movement and with proper handling of pasteurized milk we evade milk-borne disease.

References

1. Akey, D.S. (ed.) 1985. Encyclopedia of associations, 19th ed. Vol. 1, part 2. Gale Research Company, Detroit, MI.

2. Anonymous. 1926. Steps are taken in Washington to provide uniform milk standard ordinances for United States. Certified Milk 1:8.

3. Anonymous. 1978. Pasteurized milk ordinance: 1978 recommendations. Publication No. 229, U.S. Dept. of Health, Education and Welfare, Washington, D.C.

4. Anonymous. 1985. Texas moves to restrict sales of raw milk in retail stores. Cheese Reporter, November 1, p. 1, 9.

5. Ayres, J.C., J.O. Mundt, and W.E. Sandine. 1980. Microbiology of foods. W.H. Freeman and Company, San Francisco, CA.

6. Banwart, G.J. 1979. Basic food microbiology. The AVI Publishing Company, Inc., Westport, CT.

7. Bryan, F.L. 1983. Epidemiology of milk-borne diseases. J. Food Prot. 46: 637-649.

8. Chin, J. 1982. Raw milk: a continuing vehicle for the transmission of infectious disease agents in the United States. J. Infect. Dis. 146: 440-441.

9. Doyle, M.P., K.A. Glass, J.T. Berry, G.A. Garcia, D.J. Pollard, and R.D. Schultz. 1987. Survival of *Listeria monocytogenes* in milk during high-temperature, short-time pasteurization. Appl. Environ. Microbiol. (In press).

10. Enright, J.B., W.W. Sadler, and R.C. Thomas. 1956. Observations on the thermal inactivation of the organism of Q fever in milk. J. Milk Food Technol. 19:313-318.

11. Evans, J.S. 1909. The present status of commercial pasteurization of milk. pp. 51-58. In Proceedings in the third annual conference of the American Association of Medical Milk Commissions, Atlantic City, NJ, June 7, pp. 51-58.

12. Frank, L.C., F.J. Moss, and P.E. LeFevre. 1927. Definitions of pasteurization and their enforcement. Am. J. Public Health 17:131-138.

13. Grim, G.W. 1925. Proceedings of the nineteenth annual conference of the American Association of Medical Milk Commissions. p. 137.

14. Groschel, D.H.M., H.O. Halvorson, and W.J. Hausler, Jr. 1985. Pasteurization of milk and milk products: comments. ASM News 51: 82-83.

15. Ham, C.W. 1937. Governmental regulations of the dairy industry in the United States. The United States Public Health Service Milk Ordinance. Appendix I: 31-38.

16. Hammer, B.W., and F.J. Babel. 1957. Dairy bacteriology, 4th ed. John Wiley and Sons, Inc., New York, NY.

17. Holford, F.D. 1926. Certified milk. International Association of Dairy and Milk Inspectors, 15th Annual Report pp. 116-125.

18. Marth, E.H. 1981. Assuring the quality of milk. J. Dairy Sci. 64:1017-1022.

19. North, C.E. 1918. Milk standards. Am. J. Public Health 8:228.

20. Parker, H.N. 1917. City milk supply. McGraw-Hill Book Company, Inc., New York.

21. Potter, M.E., A.F. Kaufmann, P.A. Blake, and R.A. Feldman. 1984. Unpasteurized milk: the hazards of a health fetish. J. Am. Med. Assoc. 252:2048-2052.

22. Rosenau, M.J. 1912. The milk question. Houghton Mifflin Company, Boston.

23. Straus, L.G. 1917. Disease in milk: the remedy pasteurization. The life work of Nathan Straus, 2nd ed. [Reprint ed. 1977. Arno Press, New York.] E.P. Dutton, New York.

24. Stumbo, C.R. 1973. Thermobacteriology in food processing, 2nd ed. Academic Press, New York.

Introducing the new Sparta floor drain brush for your fight against bacterial contamination.

Right now, in your food or dairy plant, *Listeria monocytogenes* could be lurking in your floor drain, ready to become airborne and contaminate food and food preparation areas.

The Sparta floor drain brush can help you reduce the possibility of contamination by providing cleaner, more sanitary drains.

Tough polypropylene bristles let you scrub drains and floor drain sinks clean. And we've color-coded the bristles black to help your sanitation personnel keep the brush segregated from food preparation brushes.

This helps avoid contact with, and contamination of, food preparation areas.

The Sparta floor drain brush is available in four diameters...3", 4", 5" and 6"...and in 36", 48" and 60" handle lengths for virtually every floor drain application.

Get a Sparta floor drain brush from your dealer and get an edge in the battle against bacteria. Or contact Sparta Brush Company, P.O. Box 317, Sparta, Wisconsin 54656 1-800-356-8366(Ex. WI) or 1-608-269-2151.



**SPARTA
BRUSH**



Food Safety in the Skies

by Eric W. Mood, LL.D., M.P.H.
Associate Clinical Professor of Public Health,
Yale University School of Medicine,
member of the ACSH Board of Scientific Advisors.

Reprinted for the May/June 1987/ACSH News & Views

The next time you fly in a jumbo jet, look around at the peaceful (but crowded) cabin and the spotless (but limited) rest room facilities. Then consider what might happen if you and a hundred or more of your fellow travelers suddenly developed violent digestive upsets. This scenario is not merely a vacationer's nightmare; it has actually happened. The cause was bacterial food poisoning. Airline officials and public health authorities have done much to reduce the probability of such illnesses occurring, but more needs to be done.

One of the more notable outbreaks of food-borne illness in the air occurred in February 1975 on a jumbo jet carrying 343 passengers and crew of 20 from Tokyo to Copenhagen with an intermediate stop at Anchorage, Alaska, where breakfast was put on board. On this memorable flight 196 passengers and one crew member developed severe gastroenteritis, which resulted in hospitalization of 143 passengers in Copenhagen. The subsequent epidemiological investigation showed that ham and cheese omelettes served at breakfast had been contaminated during preparation by one of the cooks in the flight kitchen in Anchorage. This cook had an unprotected cut on a finger which had become infected with a bacterium called *Staphylococcus aureus*. This particular organism, if present in sufficient numbers, can cause an illness that is notable for its short incubation period - about three hours. The food that had been contaminated by the cook with the cut was held at room temperature for several hours before being placed on the plane. This was sufficient time to allow the bacteria to grow rapidly and to contaminate the food thoroughly.

Another major food-borne disease outbreak occurred in February, 1976, when 694 passengers traveling on several charter flights from the Canary Islands to various destinations in Europe became ill from contaminated egg salad.

Short of brown-bagging it, there is nothing that passengers can do to protect themselves from in-flight food poisoning. The key to preventing illness lies in the actions of food service personnel. The precautions they

should take are the same as those that should be taken when handling food on the ground. Food should always be handled in a sanitary way and it should never be kept at temperatures conducive to bacterial growth.

Down-to-Earth Precautions

Some food poisoning outbreaks in the air have been traced to persons who literally were food handlers instead of food service personnel; they actually touched food during preparation or serving with unwashed or unclean hands. In some of the better flight kitchens, all of the personnel engaged in food preparation wear disposable plastic gloves. A food service worker in one of the flight kitchens at New York's Kennedy Airport recently said, "On the average, I use about one dozen of these gloves each day." She changes the gloves whenever she has touched something unclean.

Cabin attendants, like ground personnel, should handle food properly. Unfortunately, some of them don't. In the past two months, on U.S. domestic flights, I have seen cabin attendants doing the following:

- 1) filling beverage glasses with bear hands, after having stifled a cough with the same hand;
- 2) serving unwrapped sandwiches to passengers with ungloved and unwashed hands; and
- 3) double and triple-stacking ice-filled drinking glasses after touching the bottom of the glass with unwashed hands. (When this practice was called to the attendant's attention, she answered "This is what I was taught to do by my advisor.")

Admittedly, the modern airliner is not equipped to encourage cabin crews to wash their hands as frequently as they should. This is all the more reason why cabin attendants should avoid letting their hands come in contact with food.

As a preventive measure, airline officials should require more training of cabin attendants in proper measures of food service and in hygienic practices. It is not sufficient that these persons be adequately trained before

they begin their regular duties. They should also be required to participate regularly in continuing education programs which will stress methods to prevent food-borne illness.

High-Tech Temperature Control

Modern equipment can help to reduce the risk of food poisoning by ensuring that inflight meals are never exposed to temperatures that allow bacteria to grow. The state-of-the-art versions of the modules or containers used for delivery and storage of airline food are so designed and operated that cold foods may be kept for many hours at temperatures below 45°F and hot foods may be kept at temperatures greater than 140°F. These are safe temperatures. The newer containers are also capable of heating or cooling foods at a rapid rate which does not permit appreciable growth of bacteria. Unfortunately, some smaller airlines with limited resources are not yet using this type of equipment.

As a further precaution to ensure good temperature control, public health specialists have advocated that the chief steward or one of the cabin attendants should have a calibrated pocket thermometer to check the temperatures of food as it is placed on the aircraft and immediately before serving. This person should have the authority to reject any food that is at an improper temperature.

Is First Class Worst Class?

Because people tend to assume that taste appeal and sanitary quality go together, it may be supposed by some travelers that the probability of becoming ill after an inflight meal in first class is considerably less than in economy class. However, this is quite untrue. There is a considerably greater possibility that first-class passengers will become ill for two reasons; food served in first class usually requires more steps in preparation and service and usually more people are involved. The possibility of contamination of food increases proportionally as the number of steps in preparing and/or serving the food increases. Similarly, the more people that are involved in preparing and serving food, the greater the probability that a mistake will occur.

What About the Pilots?

Nervous fliers may be wondering what would happen if it was the flight crew, rather than the passengers, that was incapacitated by food poisoning. Fortunately, appropriate precautions are being taken to ensure that this situation arises only in cheap TV movies, never in real life. All major airlines require that the captain be served a completely different meal from that served to the co-pilot. Some airlines go one step further in that the meals served to the pilot and co-pilot are from different sources. The same principle applies to meals which the pilot and co-pilot eat on the ground prior to takeoff.

Dining in the Friendly Skies

Today's airline passengers have come to expect a smooth, safe, uneventful flight. If a bit more attention is paid to training and supervision of cabin attendants and food handlers on the ground, and if all airlines adopt top-quality equipment, future flights will not be marred by food-borne illness.

**Visit the IAMFES Exhibit
at FOOD AND DAIRY
EXPO '87**

**Booth #134
Sept. 26-30
Chicago, IL**

IAMFES Secretary Nominations Due for 1988 Elections

Nominations are now being taken for Secretary for IAMFES. This year an industry representative will be elected.

Once all nominations are received by the nominating Committee, two persons will be chosen to run for the office. This is a five year term, moving up yearly until they are President of IAMFES, then serving one year after as Past President. The term of office begins the last day of the 1988 Annual Meeting, this year held at the Hyatt Regency Westshore, Tampa, FL, July 31-August 4, all IAMFES Executive Board Members meet three times a year.

Two people selected are placed on the ballot. The winner is determined by majority vote of the membership through a mail vote, in the spring of 1988.

Please send a biographical sketch and photograph (if available) NO LATER THAN NOVEMBER 1, 1987 to the Nominations Chairperson:

NOMINATIONS CHAIRPERSON
KIRMON SMITH
1100 WEST 49TH ST.
TEXAS DEPT. OF HEALTH
AUSTIN, TX 78756
512-458-7281



Dr. Elmer H. Marth

Top Food Science Award Presented to Elmer Marth

An innovative researcher, prolific author and revered teacher, Elmer H. Marth of the University of Wisconsin, has been awarded the most prestigious honor of the Institute of Food Technologists (IFT).

IFT, the professional society of more than 23,000 food scientists, presented Dr. Marth with its Nicholas Appert Award at its Annual Meeting.

The award, named for the 19th Century French scientist who invented for Napoleon the process leading to modern canning, consists of a medal and a \$5,000 honorarium.

A professor of food science and bacteriology, Marth was cited for his many contributions in both the processing of foods and understanding and inhibiting the growth of dangerous food-borne bacteria.

His research continues to illuminate the processes of some of the bacteria which today result in news stories about food-borne diseases: *salmonella*, *listeria*, and *staphylococci* and the toxin producing mold, *Aspergillus Flavus*.

His work showed, for example, that *salmonella* can survive longer than previously thought in cheesemaking processes (if present in the milk used.) This suggested longer aging for certain cheeses. Marth also showed that lactic acid and a salt, potassium sorbate, could hasten the demise of salmonella in cold pack cheese food.

Listeria was blamed many months ago for several deaths linked to eating certain Mexican soft cheeses. Marth was among the first U.S. scientists to develop a scientific understanding of control of *listeria*. The program was recently expanded.

"Papers by Marth represent the first efforts in the United States of understanding the behavior of *Listeria monocytogenes* during processing and storage of foods," the IFT noted.

With the *staphylococci*, Marth was the first to demonstrate how acids inhibit their growth and injure some without killing them. This is important to scientists who test foods for these disease organisms.

Marth's research program on mycotoxins was termed "pioneering" in showing how to use sulfites to degrade the poison (toxin), aflatoxin, which is potentially cancer-causing and is produced by aspergilli.

In his 30-year career, Marth has authored or co-authored some 450 scientific publications. For 19 years, he has been editor of the internationally recognized *Journal of Food Protection*, a key publication on food safety.

In food processing, Marth co-invented a technique to increase yields of cottage cheese up to 10 percent, and double its shelf-life. Currently, he is researching ways to use barley malt enzymes to speed up the ripening of certain other cheese.

He regularly teaches three courses at the University of Wisconsin, and lectures in several others. He is continually rated at "excellent" by his students.

Marth became a faculty member (associate professor) at the Madison campus in 1966, following nine years of work in research and development with Kraft, Inc. He was promoted to professor in 1971. He earned all three of his degrees in bacteriology at the University of Wisconsin, Madison, ending with the Ph.D. in 1954.

He holds numerous awards from several technical societies, including the Pfizer (1975), Dairy Research Foundation (1980), and Borden (1986) Awards from the American Dairy Science Association; the Educator (1977) and Citation (1984) Awards from the International Association of Milk, Food and Environmental Sanitarians; the Nordica Award (1979) from the American Cultured Dairy Products Institute; and citations for meritorious service (1977, 1983) from the American Public Health Association. Marth was named a fellow of IFT in 1983, and is a Registered Sanitarian in Wisconsin.

Dairy Industry Studies Focus on Foodborne Illness Cause

Eight new research proposals on *Listeria monocytogenes* have recently been approved by funding boards in the dairy industry's effort to examine detection methods, sanitation practices and behavior of the bacteria. This research is administered as part of Dairy Research Foundation's (DRF) Directed Research Program and will begin this summer.

Research projects included in the program have an accelerated timetable because they focus on very specific objectives. In the new Directed Research Program, DRF receives proposals, submits them for research peer review and recommends funding within a period of time considered "short" in the research discipline, usually less than six months.

"We developed the directed research program because we want immediate answers to critical questions facing the dairy industry," said Joseph A. O'Donnell, Ph.D., vice president of DRF. "This program allows us to obtain reliable answers in a shorter time frame compared to our ongoing competitive research grants program."

The eight new projects are in addition to five that are ongoing, for a total of 13 *Listeria* projects

managed by DRF. The 13 *Listeria* studies are being funded by various dairy groups including Wisconsin Milk Marketing Board (WMMB), National Dairy Promotion and Research Board (NDPRB), Milk Industry Foundation (MIF) and private industry for an investment of more than \$1 million.

The funding was based on recommendations of DRF's Science Advisory Committee, a group of prestigious researchers representing academia, regulatory agencies and the dairy industry.

In evaluating the projects, DRF met with representatives of the U.S. Food and Drug Administration (FDA), U.S. Department of Agriculture (USDA), Center for Disease Control (CDC), dairy industry organizations and private industry to determine how much was already known about *Listeria* and to set priorities for research without duplication of existing programs.

Four priorities were determined:

- determining the number of bacteria that constitute an infectious dose for the disease, Listeriosis, in animals.
- developing improved detection methods for the bacteria.
- examining sanitation practices and environmental sources to eliminate the bacteria in dairy processing plants.
- determining growth and inhibition factors of the bacteria in dairy products.

In addition to DRF's efforts, MIF and International Ice Cream Association (IICA) have conducted five nationwide educational workshops on *Listeria*.

For more information, contact Mary Payne, United Dairy Industry Association, Dairy Center, 6300 North River Road, Rosemont, IL 60018. 312-696-1860.



John E. Kinsella

Babcock-Hart Award goes to John E. Kinsella

John E. Kinsella of Cornell University has won the Institute of Food Technologists 1987 Babcock-Hart

Award for "contributions which have improved public health through some aspect of nutrition or more nutritious food."

Co-sponsored by the International Life Sciences Institute--Nutrition Foundation, the award consists of an embossed plaque and \$3,000.

Kinsella, who has authored some 250 scientific papers on food and nutrition, received the award at the Annual Meeting of the 23,000 member professional society of food scientists.

Nutrient data developed by Kinsella and his colleagues has been "widely used in the industry for new food product formulation, calorie reduction and labelling purposes," the award citation notes.

Since the early 1970's, much of his work has been on fatty acids. Recently, some of them have been found to offer healthful effects such as the so-called "omega-3 fatty acids" found in ocean fish oils. Scientists now believe these can reduce the incidence of heart disease and may be helpful in such illnesses as arthritis, asthma and--possibly-- certain cancers.

Kinsella and his group carried out extensive research on these food components, their role in foods, and their impact on nutrition and health. Some such research was to find how health-flavoring compounds could be substituted for fats in food without sacrificing flavor, in which fats play a key role.

More recently, Kinsella's research has been directed toward developing a means of extracting the health-promoting "omega-3 fatty acids" from fish oils. Such a development would permit their concentration and perhaps substitution for other fats.

Kinsella was appointed to the Cornell faculty in 1967. A native of Ireland, he earned his B.Sc. from the National University of Ireland in 1961, and his Ph.D. from Pennsylvania State University in 1967.

IFT Award to J.Ian Gray: Top Food Technology Teacher

J. Ian Gray of Michigan State University has won the 1987 William V. Cruess Award of the Institute of Food Technologists for excellence in teaching food science or technology.

The award, presented at IFT's Annual Meeting, consists of \$3,000 and a bronze metal. IFT is the professional society of the food sciences.

Among other contributions, Gray was cited because he "transforms the classroom into a dynamic learning atmosphere in which the student is caught up in and becomes part of the learning process."

His MSU department notes the mandatory student evaluations of faculty perennially rank Dr. Gray among the highest.



J. Ian Gray

Student comments supporting his nomination bear this out. "Probably the best professor I've had here," one noted. Another credits Gray with enticing him into graduate studies in Gray's field.

Although he regularly teaches undergraduate courses to 50-300 students a term and guides 8-10 graduate students, both present and former students cite Gray's genuine concern for the individual. "Few other professors have more compassion or understanding," the IFT citation reads.

Former students also note that Gray "challenges his students to think independently and apply the concepts presented in class."

Another said that Gray provided her with "vivid examples of food chemistry seen every day (like why baking breads results in golden brown crusts)."


Born and educated in Northern Ireland, Gray earned his B.S. degree with first class honors from Queens University, Belfast, later taking his doctorate there.

Before teaching at Michigan State University, Gray taught at the University of Guelph, in Ontario, Canada.

He was a member of the National Academy of Sciences--National Research Council Committee on Nitrites in Foods. Currently a member of the American Association of Oil Chemists, as well as IFT.

Doyle Wins IFT Prescott Award for Pathogen Detection Work

A research scientist who, before he was 35, developed several faster tests to detect illness-causing bacteria in foods has won a top prize from the Institute of Food Technologists.



Dr. Michael P. Doyle

Dr. Michael P. Doyle received the Samuel Cate Prescott Award for research from IFT, the professional society for the food sciences, at its annual meeting.

The Prescott Award, consisting of an embossed plaque and \$3,000, is presented annually to an IFT member 36 or younger for "outstanding ability in research in some area of food science and technology."

Dr. Doyle is an associate professor at the University of Wisconsin-Madison and a scientist at its Food Research Institute, the world's largest non-government laboratory for food safety research.

The bacteria Doyle concentrates his research on reads like a "who's who" of pathogens causing ever wider outbreaks of food-borne diseases and hundreds of deaths. His work has been instrumental in helping government and industrial food safety officials quickly identify these "bugs" and understand better how to control them.

• *Campylobacter jejuni*: This is one of the most common causes of acute intestinal illnesses in humans, and careless handling of foods are often to blame. Only a tiny number of such bacteria—as small as 500—can cause severe illness. Doyle developed a rapid procedure for isolating small numbers from the larger numbers of other, harmless kinds of bacteria found in food, thus helping public health officials to pinpoint the source of this organism. Food laboratories throughout the world have since adopted Doyle's procedure.

• *Yersinia enterocolitica*: These bacteria which produce infections that can cause severe abdominal pain sometimes mistaken for appendicitis, and are blamed for several recent, large food-associated illnesses in the United States. Doyle developed a procedure to detect these bacteria which takes only one to three days, instead of the two to three weeks formerly required.

• *Enterohemorrhagic Escherichia coli*: *E. coli* are common inhabitants of the human intestine, but some of them recently have been found to cause severe intestinal bleeding. The pathogen is found in ground beef, pork, poultry and lamb. Doyle discovered that these *E. coli* produce toxins which cause the bleeding, and used this characteristic to develop a test to detect them. The U.S. Center for Disease Control has frequently called upon Doyle to help with food sample tests to identify sources of *E. coli* disease outbreaks.

• *Listeria monocytogenes*: More than a hundred deaths of particularly susceptible persons have resulted recently from outbreaks of listeriosis. Previously, methods for isolating listeria from foods required as long as two to three months. Doyle and his associates developed a procedure that is more effective in finding these bacteria in food and feces, and which requires only 24 hours. His work also showed that these pathogens could survive normal pasteurization of milk, and spurred research throughout the world to improve heat treatments to eliminate this dangerous organism from milk products.

Among his other research results, Doyle shows that mayonnaise in salads retards—rather than, as was popularly believed, promotes—the growth of pathogens in salads.

A native of Madison, Wisconsin, Doyle stayed home to earn three degrees from the University of Wisconsin, earning his Ph.D. in food microbiology in 1977.

He left Wisconsin for two years to do research on mushrooms for a major food company before returning to Madison in 1980 to take up his faculty position.

Olive Oil May Be Beneficial to Health, Study Indicates

STANFORD - A group of men who participated in a Stanford research project appeared to benefit from relatively large concentrations of the main component of olive oil, monounsaturated fats.

In a study published in the June 19 issue of the JOURNAL OF THE AMERICAN MEDICAL ASSOCIATION, the researchers concluded that higher intakes of monounsaturated fats were associated with lower blood pressure - proven in many other studies to benefit the heart - without producing ill effects.

But Dr. Stephen P. Fortmann, assistant professor of medicine and associate director of the Stanford Center for Research in Disease Prevention, cautioned against drawing any widespread conclusions from the study, which involved 76 healthy men aged 30 to 55.

Con't. on p. 474

The products included herein are not necessarily endorsed by Dairy and Food Sanitation.



Hercules Announces New Drum Handler

- New design and lighter weight construction has allowed Hercules Industries to develop most cost-effective drum handling attachment to date.

This unit handles 55 gallon steel drums with a capacity of 1,500 lb., yet still ships via U.P.S.. Total weight of drum handler only 58 lbs. Fastens to forklift by chains. No parallel arm reaction - arms work independently of one another.

For further information contact: Vanessa Weedman, Hercules Industries, 2933 Army Drive, Nashville, TN 37204.

**Please circle No. 241
on your Reader Service Card**

Hazardous Materials Labeling

- Industrial Training, Inc. has just completed development of an audio visual safety program entitled "Hazardous Materials Labeling." The program is designed to increase safety awareness through an understanding of the various hazard warning labels that appear on containers of chemicals or other materials.

"Hazardous Materials Labeling" includes the DOT labeling system as well as several other labeling systems in use today. The program was developed for distributors, users, emergency personnel or anyone who may handle containers of hazardous materials. It introduces the labeling system, gives examples of each and explains the hazards represented by the labels.

The training package is available in either slide/cassette or video tape and comes complete with visuals, a synchronized audio narration, and a complete instruction guide. The instruction guide includes lesson plans, performance objectives, testing materials, and a complete script.

A free 10 day preview of this program and a brochure listing other programs available may be obtained by contacting Industrial Training, Inc., PO Box 7186, 2023 Eastern Avenue, Grand Rapids, MI 49510.

**Please circle No. 242
on your Reader Service Card**

New Catalog Introduces Over 50 New Products for Photoelectric Controls


- Opcon's new complete catalog of photoelectric controls includes over 50 newly introduced products. Fiber optic cables, photoelectric sensors, and accessories designed to enhance the flexibility of Opcon's photoelectric products are among the new products introduced with the catalog.

The catalog also includes specifications and other important information on Opcon's complete family of photoelectric controls. Self contained, remote sensor and fiber optic based controls are explained with accompanying applications and selection information.

A "basics" section provides all the information needed for understanding the operation, selection, and application of photoelectric controls. Topics such as excess gain, range, and contamination are covered in detail. A separate section contains 24 specific photoelectric applications with setup and suggested product selection included.

To obtain a copy of the new catalog, contact: Opcon, Inc., 720 - 80th St. S.W., Everett, WA 98203. Call toll free (800) 426-9184.

**Please circle No. 243
on your Reader Service Card**



Sanitary Connections for PVDF Pump


- SERFILCO now offers an injection molded PVDF (Kynar®) pump with 1 1/2" sanitary connections. The PVDF is 100% pure, natural color and free of all fillers, binders, pigments and leachables which could reduce product integrity.

The sanitary connections provide a clean, leak-free and quickly serviceable assembly which meets Federal regulations for pharmaceutical and dairy applications.

Maximum pump flow rate is 81 GPM, and maximum discharge head is 51 Ft. The pump provides non-metallic solution contact with a carbon/ceramic mechanical seal and Viton elastomers. Stainless steel clamp ring at pump casing allows unlimited selection of 360° direction of discharge.

Additional information and pricing available from SERFILCO, Ltd., 1234 Depot St., Glenview, IL 60025.

**Please circle No. 244
on your Reader Service Card**



In-Pipe Heating Cable by Pyrotex^R Allows Winter Use of Water Supply By Preventing Water Line Freeze-up

- James Martin, Vice President of Marketing for Pyrotex USA, Inc., has released new product information and literature on the firm's cable for the prevention of water supply freeze-up during winter weather. The primary applications for the Pyrotex product are water pipes supplied by lakes, ponds and wells that are subject to freezing in winter temperatures and for protection of water lines from wells. Described as ideal for year 'round use of camps and cottages, the rural markets have also been responsive to the concept. The in-pipe cable is UL listed, and has been proven in successful use for 20 years in Canada.

Unlike conventional heating cables that are wrapped around the exterior of water pipes, the system by Pyrotex is a thermostatically controlled cable that is encased within the pipe. Tampering or accidental dislodgement are, therefore, avoided. Installation involves the thermostat, the appropriate length of heating cable and pipe, and a "T" connection to the water source. Burying pipes under rock strata or other extensive excavations are unnecessary, so much expense and effort are eliminated. Pipes do not need to be insulated and in-pipe heating cable by Pyrotex operates reliably at any exterior temperature when installed according to instruction.

The new in-pipe product by Pyrotex installed in plastic pipe or as a kit for installation in existing pipes is now available to the home owner or rural resident through hardware stores, farm and home outlets and plumbing supply houses. For more information, contact: Pyrotex USA Inc., 6501 Basile Rowe, East Syracuse, New York 13057.

**Please circle No. 245
on your Reader Service Card**



Triangle® 8 Added to Fort Dodge Laboratories' Triangle® Line

• Triangle® 8, the latest addition to the popular and proven line of Triangle® bovine vaccines, is now available from Fort Dodge Laboratories.

Triangle 8 protects against the major viruses that causes reproductive failures and abortion: IBR virus, BVD virus and 5 Lepto strains as well as the major viruses that cause respiratory diseases, including PI-3 virus. It has been shown that calves infected with PI-3 virus fail to start gaining weight for a period of 50-60 days, even though feed consumption is normal. With or without shipping, it is desirable to immunize calves against the PI-3 virus through vaccination before weaning to avoid the losses associated with the disease, especially failure to gain weight.

Triangle 8's BVD antigen contains the highly antigenic Singer Strain which is shown to produce high levels of soluble antigen necessary for fast, dependable protection from Bovine Virus Diarrhea. Plus, it also cross-protects against other BVD strains as proven by New York I Strain Challenge Studies.

Because all eight antigens contained in Triangle 8 are killed, it's SAFE and will not cause post-vaccinal reactions associated with the use of modified live vaccines.

Triangle 8, available in 50 ml and 250 ml vials, combines all eight antigens in a 5 ml dose with the same proven efficacy as Triangle® 3 and Ultilep® 5 vaccines.

For more information on Triangle 8, contact your veterinarian or Dr. William E. Ryan, Director of Communications, Fort Dodge Laboratories, 800 5th Street N.W., Fort Dodge, IA 50501.

**Please circle No. 246
on your Reader Service Card**

Toxic Substance Detection Kits

• Spectrochrom, Ltd. has been formed to provide technology transfer of modern analysis to the public sector. One of the first tasks undertaken is to make and market kits and provide technology necessary to provide a means for testing for natural toxins, pesticides, xenobiotics and drug residues. The system uses extraction, solid phase cleanup and planar chromatography to analyze for these substances.

The analytical readout is by using fluorescence quenching (short wave length uv), fluorescence (long wave length uv) and visible color development for each analyte. Qualitative and quantitative results may be obtained from the tests.

The mycotoxins targeted for the kits are aflatoxin, T-2 toxin, vomitoxin, zearalenone and ochratoxin. Sulfas and particular sulfamethazine will be the focus of the first drug residue kit. Organophosphorus and carbonate pesticides will be featured in the third kit. The principles of the system can be used for virtually any analyte.

Target prices for volume analysis is dollars per test. The kits will be composed of consumable and reusable parts in the basic kit. Hardware options, which are a one time investment, are available in options.

Volume discounts are available with price breaks at 10, 30, 100 and 1000 units.

For more information, contact: H.M. Stahr, Toxic Substance Detection Kits, Spectrochrom, Ltd., ISIS Building, Ames, IA 50011-2130.

**Please circle No. 247
on your Reader Service Card**

LABCONCO
LABCONCO CORPORATION
2001 Douglas, Kansas City, MO 64124
Phone (816) 234-2000
Telex 234 2000
Cable 234 2000

MODEL 8 SPECIFICATIONS BROCHURE
GENERAL DATA
GENERAL DATA
GENERAL DATA

Horizontal Sliding Sashes, All Models
Protects operator from hazardous fumes and vapors with a 24" x 24" x 24" sash. Sashes are made of clear polycarbonate. Sashes are made to fit the hood opening.

Front Access Panels, All Models
Clear front panels are available for the hood. The panels are made of clear polycarbonate. The panels are made to fit the hood opening.

Horizontal Viewing Panel (Sashes), All Models
Sashes and front panels are available for the hood. The viewing panel is made of clear polycarbonate. The viewing panel is made to fit the hood opening.

Lighting, Standard Models
(4000, 4000, 4000, 4000, 4000, 4000, 4000, 4000)

Lighting, Explosion-Proof Models
(4000, 4000, 4000, 4000, 4000, 4000, 4000, 4000)

Electric Ducting Models
(4000, 4000, 4000, 4000, 4000, 4000, 4000, 4000)

Labconco Releases New Specifications Brochure for Laboratory Hoods with Horizontal Sliding Sashes.

• Labconco Corp., Kansas City, Mo., introduces their NEW Specifications Brochure for Laboratory Hoods with Horizontal Sliding Sashes. This 8-page catalog features general data, specifications and dimensions on Protector Fiberglass Hoods with Horizontal Sashes. Labconco recently added new 4-, 5- and 6-foot models to their offering of 8-foot Protector hoods with horizontal sashes. The horizontal sash design is popular because it uses less room air, thus reducing energy costs. In addition, the horizontal sliding sashes can be used as safety shields for protection.

In the introductory section of the new brochure, general data is detailed for hood interiors, front panels and horizontal viewing panels. Lighting for both standard and explosion-proof models is described along with electrical features of Labconco's Protector Hoods. Specifications and dimensional data are then detailed for the 4-, 5-, 6- and 8-foot Protector Hoods with Horizontal Sliding Sashes.

Labconco fume hoods are available through major laboratory dealers worldwide. For a free copy of the new brochure, call Labconco at 1-800-821-525.

**Please circle No. 248
on your Reader Service Card**

Occupational Asthma From Inhaled Egg Protein — Iowa

In January 1984, workers at an Iowa egg processing plant requested an investigation by the National Institute for Occupational Safety and Health (NIOSH) of the causes of "asthma-like" symptoms (wheezing, shortness of breath, tightness in chest) believed to be work-related. This plant daily processes up to a million and a half raw eggs into powdered whole egg or powdered egg yolk and liquid egg white.

After an initial site visit in March 1984, NIOSH investigators returned in August 1984 for an environmental and questionnaire survey. They sampled for total and respirable dust and for several chemicals because the original request had listed cleaners, sanitizers, and germicides as possible irritants.

Results showed employees' levels of exposures to dust near the American Conference of Governmental Industrial Hygienists' guideline of 10 mg/m³ for total dust. Dust samples had a 50% protein content and an amino acid composition resembling egg yolk protein.

Ninety-four employees completed a screening questionnaire covering demographics, occupational history, personal habits, past medical history, and symptoms suggestive of asthma. Based on self-reporting, respondents were divided into two groups: Group 1 was made up of employees (23) experiencing at least one of the following symptoms — wheezing shortness of breath, or tightness in the chest — in the preceding month; Group 2 was made up of employees (71) who had not experienced any of these symptoms.

In March 1985, NIOSH conducted a follow-up medical evaluation consisting of pulmonary function tests, skin-stick tests for sensitivity to egg protein, determinations of serum IgE and IgG antibodies to egg protein (whole egg, egg yolk, egg white and egg fractions), and physical examinations and clinical histories by a physician trained in internal and occupational medicine. Because of attrition and reluctance of some employees to participate, only 19 employees — 10 in Group 1 and nine in Group 2 — underwent full examination.

Based on medical examinations and clinical histories showing temporal association with workplace exposures, the physician diagnosed five employees as having occupational asthma. All five were in Group 1. Results of antibody and skin-stick tests were consistent with these diagnoses. Three of the five employees were nonsmokers, and the other two each had a smoking history of <5 pack-years; one had a history of atopy. Based on the medical examinations and clinical histories of the other five employees in Group 1, the physician judged their symptoms as nonasthmatic; this was also consistent with laboratory results. Using a modified case definition of "wheezing temporally related to work", the investigators identified five additional cases from a re-examination of

the questionnaires (overall prevalence of 10/94{10.6%}).

NIOSH made specific recommendations for local exhaust ventilation to control egg dust during plant operations and recommended appropriate medical therapy for selected individuals. They also reported the problem to all other plants producing dried egg products in the United States, to the trade association representing the companies, and to major trade unions representing the workers.

Editorial Note: Chicken white is a common allergen; ingestion may provoke pruritus in atopic individuals and exacerbation of atopic dermatitis, rhinitis, urticaria, angioedema, and bronchial asthma. Egg yolk also contains proteins antigenically related to proteins in egg white. A previous report of allergy to inhaled egg protein involved eight of 13 bakery workers who developed respiratory symptoms from spraying meat rolls with a 25% mixture of egg white and yolk in water. Four of these workers were atopic with increased total serum IgE levels; one had changes in pulmonary function consistent with reversible airway obstruction. The current investigation, by contrast, identified five asthmatic individuals at the egg-processing plant: four were nonatopic; all had evidence of IgE-mediated allergic reactions to egg protein; and only one had an elevated total serum IgE level.

Liquid egg products are dried at 23 plants in the United States. An estimated 1,600 workers may be exposed to powdered egg dust in this industry. Currently, no standard exists for occupational exposure to egg protein, and no generic standard has been established for occupational exposure to dust of organic origin. The only enforceable standard applicable to this situation is the Occupational Safety and Health Administration's nuisance dust standard of 15 mg/m³. By definition, nuisance dusts are presumed to be biologically inert. Consideration must be given to developing a strategy for controlling adverse health effects from exposure to powdered egg dust in this industry.

MMWR 1/23/87

Restaurant — Associated Botulism from Mushrooms Bottled in-House— Vancouver, British Columbia, Canada

Eleven suspected cases of botulism were reported in Vancouver, British Columbia, between February 18 and February 22, 1987. Five of the patients have been hospitalized; three of these are on respirators. All of the persons involved ate in the Five Sails Restaurant of the Pan Pacific Hotel on the Vancouver waterfront on February 13, 14, or 16. A case-control study using 32 controls demonstrated a highly significant correlation with eating chantarelle mushrooms bottled in-house (odds ratio {OR} infinite, $p = 0.000057$) or a lobster and red snapper meal that contained the mushrooms (OR = 31, $p = 0.0057$). Toxin has not yet been identified in sera from

the patients; one specimen of liquid from the bottled mushrooms has yielded Type A botulinum toxin. Three bottles of the mushrooms were estimated to have been used between February 13 and 16; restaurant records revealed that 31 persons had been exposed to the mushrooms between February 12 and 17. The restaurant was closed on February 18; active case-finding is continuing in Vancouver and surrounding regions.

Editorial Note: Although restaurants are not frequently identified as the location of botulism outbreaks, they represent a risk of widespread public exposure to contaminated foods. While foods served in restaurants were associated with 4% of botulism outbreaks in the United States between 1976 and 1984, they resulted in 42% of the cases during that period. In addition, restaurant-associated outbreaks in major centers of transit such as Vancouver may result in widely-distributed cases which may therefore not be recognized for a substantial period of time. Patients with neurologic illness resembling botulism should be asked about recent travel to Vancouver. Clinicians in the United States can report any suspected associated cases to their state epidemiologist. Cases outside Canada and the United States can be reported to the Communicable Disease Division, Bureau of Epidemiology, Laboratory Center for Disease Control, Ottawa, Canada.

MMWR 2-27-87

Pathogen Contamination In Milk Plants

Several months ago, FDA issued a preliminary report on their observations from the expanded check ratings in milk plants. This report included some general recommendations to help control environmental contamination in milk plants.

The pathogenic bacteria involved in recent illnesses (Salmonella, Campylobacter, Listeria and Yersinia) are often found in dairy farm environments. Therefore, the presence of people in dairy plants who have recently visited farms, such as fieldmen and bulk tank drivers, is of particular concern.

Certified Milk inspectors having an office in a milk plant or take samples to a plant lab should review movements within the plant very carefully. Some of the factors to be considered included:

1. What is your route of travel when entering the plant? Consider the route you take to reach your office, your Supervisor's office, the plant lab, restrooms, etc. Do you pass through a pasteurizing or packaging area to reach any of these places? If you do, can you take an alternate route to avoid these areas?
2. If you go into a milk plant, try to visit the plant first, before starting your farm visits. If you are going in to a plant directly after farm work, footwear must be CLEANED and SANITIZED. Rubber footwear is preferable since thorough cleaning is necessary before sanitizing. Changing footwear or putting on rubbers reserved only for plant use may also be done. If cloth-

ing has been soiled during farm visits, either postpone your return to the plant until you can change clothes or have a lab coat or coveralls with you which are used only within the plant.

NYSMFS Newsletter March '87.

Trichinosis — Hawaii

In January 1986, three cases of trichinosis were reported to the Hawaii Department of Health. The cases occurred among persons who had eaten wild boar meat given to them by a local Hawaiian who had killed the animal. Because the meat had been distributed among several family members and friends of the hunter, an investigation was conducted to determine the extent of the outbreak.

Among all of those who had received some of the wild boar, health officials identified 28 persons who had eaten the meat. Seven of them were not available for follow-up; the remaining 21 persons were interviewed on February 21 and 22, 1986. Seven (33%) of these had illnesses that met the standard case definition for trichinosis. All seven patients had at least four of the following symptoms: myalgia (7), malaise (7), fever (6), headache (6), diarrhea (4), nausea (4), periorbital edema (4), vomiting (2), and trunk and limb edema and cutaneous rash (1). The patients ranged from 13 to 55 years of age (mean = 32 years); five (71%) were male. All were of Hawaiian or Asian descent. Dates of ingestion ranged from January 9 to January 22; dates of onset of symptoms ranged from January 31, to March 1. The median incubation period was 26 days, and the median duration of illness was 14 days. One patient was hospitalized; three were treated with mebendazole, and two were treated with thiabendazole. All patients recovered.

Serum was drawn from all seven patients during a time period that ranged from 50 and 81 days after ingestion of the implicated meat. There was serological evidence of infection in five of these patients (titers >40 by the bentonite flocculation test). Laboratory studies of four patients seen by a physician during acute illness revealed eosinophilia ranging from 8% to 55%.

Samples of the implicated wild boar meat were sent to the Centers for Disease Control for study. An artificial digestion procedure performed on the meat revealed from two to none *Trichinella* larvae per gram of the frozen meat.

Four of the 21 persons interviewed ate the meat after it had been microwaved at high heat for 2 minutes; the remaining 17 persons ate the meat fried. All four of those eating microwaved meat became ill, and three (18%) of those who had eaten fried meat became ill ($p = <0.01$, $RR = 5.7$). Inadequate recall and incomplete responses prevented investigators from looking at dose response for illness. However, the two people with the most severe illness had eaten the largest amounts of wild boar meat.

All remaining portions of the wild boar meat were confiscated. In addition, all persons who had eaten the meat

were instructed in the proper handling and preparation of pork products.

Editorial Note: *Trichinella spiralis* continues to be a persistent public health problem in the United States. During the period 1975-1985, pork (including wild boar) was implicated in 78.7% of the reported cases in which the implicated meat item was identified. Other wild animal meat was implicated in 13.8% of the reported cases, and ground beef, in 6.7%. During the same time period, only 19 (1.6%) of the reported cases of trichinosis were associated with wild boar meat. Hawaii reported nine cases, eight of which were associated with consumption of wild boar meat.

In the present outbreak, three cases were associated with fried wild pork sausage that was undercooked. Four cases were associated with wild pork sausage prepared in a microwave oven; however, the procedures used were not compatible with those generally recommended by microwave oven manufacturers or pork interest groups for safe microwave cooking of pork. The U.S. Department of Agriculture has recommended cooking pork in a microwave oven until it attains a temperature of 76.7 C (170 F) throughout. Improper cooking of meat in a microwave can result in variability of internal temperatures in the meat, with the result that there will not be proper inactivation of bacteria and other potentially disease-producing organisms.

MMWR 1-23-87.

News and Events, *con't. from p. 469*

"The study clearly doesn't send us a message: 'go out and consume as much olive oil as you can'," he said. "However, the work might appropriately encourage someone to select olive oil over an alternative oil not high in monounsaturated or polyunsaturated fats," Fortmann added.

The study, which involved studies of food records kept by volunteers for three consecutive days, did not identify the mechanism for the apparent favorable relationship between monounsaturated fats and both kinds of blood pressure, diastolic and systolic.

Also shown by the researchers was that polyunsaturated oils, which include such products as safflower oil, did not necessarily lower blood pressure when other factors were taken into account. Polyunsaturated oils are generally considered healthier, particularly in relation to such factors as blood cholesterol, than such saturated fats as lard.

Dr. Paul T. Williams, a biostatistician and principal author of the current report, said this study may be one of the first times that the effects of monounsaturated fats on blood pressure have ever

been studied in the context of the American diet. Previous efforts have shown a lowering of blood pressure on Indians on a very low fat diet, and a lowering of blood cholesterol in clinical trials. Also, Mediterranean populations where olive oil is a major dietary factor have low incidences of heart disease.

Monounsaturated fats make up 75 percent of olive oil, making that commercially available product the most concentrated source of monounsaturated cooking oil. Peanut oil contains 46 percent and sesame seed oil contains 40 percent monounsaturated fats. The various forms of fat differ in their chemical structure.

Other researchers contributing to the JAMA article include Richard B. Terry, SCRDP research associate, Susan C. Garay, nutritionist, Karen M. Vranizan, biostatistician, Nancy Ellsworth, nutritionist, and Dr. Peter D. Wood, SCRDP associate director.

For information contact: Mike Goodkind, Stanford University Medical Center, Stanford, California 94305. 415-725-5376 or 415-723-6911.



In recognition of his service as president of the Tennessee Association 1986-87, Bob Demott, left, received a plaque from Dennis Lampley, Secretary-Treasurer of the group.

Tennessee Association of Milk Water Food Protection held June 4-5, 1987

The Tennessee Association of Milk Water Food Protection held its eighth annual meeting at the Ramada Inn, Nashville on June 4-5, 1987. Session topics included: Control of Pathogens in Dairy Products - Richard L. Bakka, Dairy Product Regulatory Analysis Update - Dr. Bill Bryne, Research of Predicting Milk Quality - Dr. Genevieve Christen, and FDA Food Service Inspection Program - Carroll Sellers.



Bob Demott, right, out-going president, congratulates David Mayfield, president for 1987-88.

Affiliate Calendar

1987

September 14-15, 1987 ASSOCIATED ILLINOIS MILK, FOOD, AND ENVIRONMENTAL SANITARIANS in a joint conference with the Cooperative Extension Service of the University of Illinois, to be held at the Chancellor Inn, Chicago, IL. For more information contact: Dr. Clem Honer, Sec AIMFES, Gorman Publishing Co., 8750 Bryn Mawr, Chicago, IL 60631. 312-693-3200 or Dr. Gary Harpestad, Extension Dairymen, U of IL, 315 Animal Sciences Lab., 1207 W. Gregory Dr., Urbana, IL 61801. 217-333-0510.

September 15-16, 1987 ANNUAL CONVENTION OF THE SOUTH DAKOTA STATE DAIRY ASSOCIATION, to be held at Howard Johnson's, Sioux Falls, SD. For more information contact: Shirley W. Seas, South Dakota State Dairy Association, University Dairy Building, Brookings, SD 57007. 605-688-5420.

September 17-18, MINNESOTA SANITARIANS ASSOCIATION ANNUAL MEETING, to be held at the Earle Brown Center, Univ. of Minnesota, St. Paul Campus. For more information contact: Roy E. Ginn, Dairy Quality Control Inst., 2353 N. Rice St., Room 110, St. Paul, MN 55113. 612-484-7269.

September 21-23, NEW YORK STATE ASSOCIATION OF MILK & FOOD SANITARIANS ANNUAL MEETING, to be held at the Sheraton Inn Syracuse, (Liverpool, NY). For more information contact: Paul J. Dersam. 716-937-3432.

September 22-24, INDIANA ENVIRONMENTAL HEALTH ASSOCIATION EDUCATIONAL CONFERENCE, to be held at the Holiday Inn, Terre Haute, IN. For more information contact: Helene Uhlman. 219-942-7636.

September 30-October 2, KANSAS ASSOCIATION OF SANITARIANS ANNUAL MEETING, to be held at the Holidome in Lawrence, Kansas. For more information contact: John M. Davis. 316-268-8351.

October 20-22, IOWA ASSOCIATION OF MILK, FOOD & ENVIRONMENTAL SANITARIANS will hold its annual meeting at the Ramada Inn, Waterloo, IA. For more information contact: Dale Cooper. 319-927-3212.



New Officers of the Tennessee Association: left to right: Ruth Fuqua, Archivist; David Moss, Vice President; David Mayfield, President; Dennis Lampley, Secretary-Treasurer; and Charlotte Thornton, President Elect.



Roger Sebby, owner of S & W Labs of Knoxville, was presented a plaque in recognition of his outstanding service to the Tennessee Association. Dennis Lampley, secretary of the Association, made the presentation.



A plaque, in recognition of outstanding service to the Dairy Industry of Tennessee, was presented to Mr. Harold Rose, left. Dennis Lampley congratulates Mr. Rose on behalf of the Tennessee Association.

IAMFES Secretary Nominations Due for 1988 Election

Nominations are now being taken for Secretary for IAMFES. This year an industry representative will be elected.

Once all nominations are received by the nominating Committee, two persons will be chosen to run for the office. This is a five year term, moving up yearly until they are President of IAMFES, then serving one year after as Past President. The term of office begins the last day of the 1988 Annual Meeting, this year held at the Hyatt Regency Westshore, Tampa, FL, July 31-August 4, all IAMFES Executive Board Members meet three times a year.

Two people selected are placed on the ballot. The winner is determined by majority vote of the membership through a mail vote, in the spring of 1988.

Please send a biographical sketch and photograph (if available) **NO LATER THAN NOVEMBER 1, 1987** to the Nominations Chairperson:

**NOMINATIONS CHAIRPERSON
KIRMON SMITH
1100 WEST 49TH ST.
TEXAS DEPT. OF HEALTH
AUSTIN, TX 78756
512-458-7281**

RENEW

IAMFES MEMBERSHIP CARDS...

ARE AVAILABLE FOR 1988. PLEASE RENEW BY December 31, 1987. You will receive your 1988 IAMFES Membership Card in February along with your ballot to cast your vote for the new 1988 IAMFES Secretary of the Executive Board.

RENEW BY DECEMBER 31, 1987...it saves you from receiving your journals late and saves YOUR association money.

New Members

Alabama

Clay Massey
Juice Farms, Inc.
Birmingham

Merrill McPhearson
USFDA
Dauphin Island

California

Ross Andress
Multi-Tech Labs
Santa Rosa

Shahid N. Chaudhry
Chapman College
Fullerton

Gilbert L. De Cardenas
Cacique, Inc.
Industry

Howard A. Eastham
CA Dept. of Food & Agric.
Sacramento

Patricia A. Fehling
Fehling & Associates
Stockton

Hildegard Heymann
Univ. of CA
Davis

Mark John Hujdic
Audset Food Corp.
Gustine

Wendi Johnson
Felton

James Jurgensmeier
McKesson Corp.
Los Angeles

Diane Murray-Vornoli
Dole Packaged Foods
San Francisco

Douglas R. Roper
Carnation Co.
Los Angeles

Mike Rouhas
Diversey-Wyandotte
Santa Fe Springs

Sue Schweiger
Prudential Overall Supply
Santa Ana

Dave Waugh
Covina

Colorado

Wendy Whitcomb
Denver

Connecticut

Richard L. Duffy
Champion Int.
Stamford

Florida

John Quinn
H & H Products Co.
Orlando

Barry Wilson
Chemical Systems of FL
Zellwood

Georgia

Karla Tyra
Grand Union/Big Star
Atlanta

Idaho

Steven D. VanWinkle
Southcentral District Health
Twin Falls

Illinois

Louis J. Demers
The Edlong Corp.
Elk Grove Village

John B. Holtkamp
Hollywood Brands, Inc.
Centralia

Lee Jennfeldt
Dean Foods Co.
Rockford

Mark Kaspar
Skokie

Dr. Mary A. Keith
Univ. of IL
Urbana

David Koontz
Dean Foods Co.
Rockford

Gene Quast
Kraft, Inc.
Galena

David J. Robbins
Dean Foods Co.
Rockford

Charles Yarris
Dean Foods Co.
Rockford

Iowa

Dr. Robert J. Anderson
Grain Processing Corp.
Muscatine

Kansas

Ronald Wudtke
KS Board of Agric.
Topeka

Kentucky

Clinton F. Tolles
Bel Cheese
Leitchfield

Louisiana

Marilyn M. Hattier
LA State Univ.
Baton Rouge

Maine

Preston Braun
Marine Colloids Div.
Rockland

Maryland

Steven R. James
Food & Drug Admin.
Eldersburg

Alan Parker
Strasburger & Seigel, Inc.
Baltimore

Craig Shepherd
IHS DEH Headquarters
Rockville

Michigan

Lowell Clingenpeel
Hygrade Food Products
Livonia

Carol Rapp
Diversey Corp.
Wyandotte

Joe Simaz
MI Fruit Cannery
Fennville

Minnesota

Len Carlson
Liquipak International, Inc.
St. Paul

Hugh Munns
Sparta Brush Co.
Minneapolis

Mississippi

Anita Scott
McCarty Foods
Jackson

Missouri

Ron Bentley
Dairy Service & Mfg., Inc.
St. Louis

Judy O'Brien
Ralston Purina
St. Louis

Nebraska

Gerald G. Boatman
M. G. Waldbaum Co.
Wakefield

New Jersey

Charles Booda
Campbell Soup Co.
Camden

Don Curtis
S.B. Thomas, Inc.
Totowa

Thomas J. Montville
Rutgers Univ.
New Brunswick

Nora Tsang
Bactomatic, Inc.
Princeton

New York

George C. Fisher
Conde-Dairy Equipment
Sherrill

Frank A. Guido
Westchester Co. Health Dept.
Thornwood

Marvin Kahn
Rich Products Corp.
Buffalo

David J. Salmons
NY Farm Bureau
Glenmont

Yogendra Tesai
Felton Worldwide, Inc.
Brooklyn

North Carolina

Don Sutton
Pert Labs
Edenton

Ohio

Dr. V. Kelly Bunning
Food & Drug Administration
Cincinnati

Oklahoma

David P. Bales
Shaklee Corp.
Norman

Dan Rackley
Muskogee

Pennsylvania

Raymond Brown, Jr.
Giorgio Foods, Inc.
Temple

Leonard S. Chandler
Luden's, Inc.
Reading

Richard P. Konstance
U.S. Dept. of Agric.
Philadelphia

Allen D. Schopbach
QC, Inc.
Southampton

Richard A. Schwartz
Wilbur Chocolate Co., Inc.
Lititz

South Dakota

William D. Compton
U.S. Public Health Service/
IHS
Aberdeen

John Weaver
Indian Health Service
Wagner

Tennessee

James S. Matthews, Jr.
Hermitage

Gail Smith
Golden Gallon, Inc.
Chattanooga

Texas

Sidney J. Auten
Collin Co. Health Dept.
McKinney

Eleanor R. Cabilan
Alpine Frozen Delights, Inc.
Grand Prairie

David Oppong
Univ. of Houston
Houston

Toby Seibert
The Illes Co.
Dallas

Susan Tanner
Americana Foods, Inc.
Dallas

Dr. Leslie Thompson
TX Tech Univ.
Lubbock

Ron Upshaw
Associated Milk Producers,
Inc.
Arlington

Michael W. Yehle
Ft. Hood

Virginia

Robert F. Kelly
VPI & SU
Blacksburg

Diane D. Lewis
U.S.D.A.
Woodbridge

Firth K. Whitehouse
VPI & SU
Flint Hill

Washington

John DesRosier
Bio Control Systems
Kent

Wisconsin

Dawn Amundson
A - G Cooperative
Arcadia

John C. Dahl
Univ. of WI
Madison

R.H. Deibel
Deibel Labs, Inc.
Madison

Gerald D. Guttormson
Stokely-USA
Waunakee

Sue Robinson
Coreen Bay

Scott Sprangers
Hydrite Chemical
Cottage Grove

Australia

John Crow
Dairy Technical Services Ltd.
Melbourne, Victoria

Canada

Dr. John Holme
The Griffith Laboratories, Ltd.
Scarborough, Ontario

Kathy Janiga
Ault Foods
Don Mills, Ontario

Gary G. Little
McCain Foods, Ltd.
Florenceville, New Brunswick

Marianne Laskowski
Nabisco Brands, Inc.
Guelph, Ontario

England

Ramli Man
Univ. of Reading
Reading, Berks

Dairy and Food Sanitation Instructions for Authors

Nature of the Magazine

Dairy and Food Sanitation is a monthly publication of the International Association of Milk, Food and Environmental Sanitarians, Inc. (IAMFES). It is targeted for persons working in industry, regulatory agencies, or teaching in milk, food and environmental protection.

The major emphases include: 1) practical articles in milk, food and environmental protection, 2) new product information, 3) news of activities and individuals in the field, 4) news of IAMFES affiliate groups and their members, 5) 3-A and E-3-A Sanitary Standards, amendments, and lists of symbol holders, 6) excerpts of articles and information from other publications of interest to the readership.

Anyone with questions about the suitability of material for publication should contact the editor.

Submitting Articles

All manuscripts and letters should be submitted to the Editor, Kathy R. Hathaway, IAMFES, P.O. Box 701, Ames, Iowa 50010.

Articles are reviewed by two members of the editorial board. After review, the article is generally returned to the author for revision in accordance with reviewer's suggestions. Authors can hasten publication of their articles by revising and returning them promptly. With authors' cooperation articles are usually published within three to six months after they are received and may appear sooner.

Membership in IAMFES is not a prerequisite for acceptance of an article.

Articles, when accepted, become the copyright property of *Dairy and Food Sanitation* and its sponsoring association. Reprinting of any material from *Dairy and Food Sanitation* or republishing of any papers or portions of them is prohibited unless permission to do so is granted by the editor.

Reprints

Reprints of an article may be ordered by the author. An order form for reprints will be sent to you. Reprints may be ordered with or without covers, in multiples of 100. Reprint costs vary according to the number of printed pages in the article. Reprints cannot be provided free of charge.

Types of Articles

Dairy and Food Sanitation readers include persons working as sanitarians, fieldmen or quality control persons for industry, regulatory agencies, or in education. *Dairy and Food Sanitation* serves this readership by publishing a variety of papers of interest and usefulness to these persons. The following types of articles and information are acceptable for publication in *Dairy and Food Sanitation*.

General Interest

Dairy and Food Sanitation regularly publishes nontechnical articles as a service to those readers who are not involved in the technical aspects of milk, food and environmental protection. These articles deal with such topics as the organization and application of a milk or food control program or quality control program, ways of solving a particular problem in the field, organization and application of an educational program, management skills, use of visual aids, and similar subjects. Often talks and presentations given at meetings of affiliate groups and other gatherings can be modified sufficiently to make them appropriate for publication. Authors planning to prepare general interest nontechnical articles are invited to correspond with the editor if they have questions about the suitability of their material.

Book Reviews

Authors and publishers of books in the fields covered by *Dairy and Food Sanitation* are invited to submit their books to the editor. Books will then be reviewed and published in an issue of *Dairy and Food Sanitation*.

Preparation of Articles

All manuscripts should be typed, double-spaced, on 8½ by 11 inch paper. Side margins should be one inch wide.

The title of the article should appear at the top of the first page. It should be as brief as possible and contain no abbreviations.

Names of authors and their professions should follow under the title. If an author has changed location since the article was completed, his new address should be given in a footnote.

Illustrations, Photographs, Figures

Wherever possible, submission of photos, graphics, or drawings to illustrate the article will help the article. The nature of *Dairy and Food Sanitation* allows liberal use of such illustrations, and interesting photographs or drawings often increase the number of persons who are attracted to and read the article.

Photographs which are submitted should have sharp images, with good contrast.

Examples of Proper Bibliographic Citations

Paper in a journal

Alderman, G. G. and E. H. Marth. 1974. Experimental production of aflatoxin in citrus juice and peel. *J. Milk Food Technol.* 37:308-313.

Paper in a book

Marth E. H. 1974. Fermentations. pp. 771-882. In B. H. Webb, A. H. Johnson, and J. A. Alford (eds.) *Fundamentals of dairy chemistry* (2nd ed.), AVI Publishing Co., Westport, CT.

Book

Fennema, O. R., W. D. Powrie, and E. H. Marth. 1973. *Low-temperature preservation of foods and living matter.* Marcel Dekker, Inc., New York. 598 p.

Patent

Hussong, R. V., E. H. Marth, and D. G. Vakaleris. 1964. *Manufacture of cottage cheese.* U.S. Pat. 3,117,870. Jan. 14.

MICROBIOLOGY FOOD, BEVERAGE, ENVIRONMENTAL CONTRACT RESEARCH — SPECIAL SERVICES — CONSULTATION

INOCULATED PACK STUDIES:

Clostridium botulinum
Spoilage microorganisms
Other pathogens

EMERGING PATHOGENS:

Campylobacter
Listeria
Yersinia



PHOTOMICROGRAPHY CULTURE IDENTIFICATION:

Bacteria
Yeast
Mold
Algae
Iron and Sulfur Bacteria

OUR CLIENTS INCLUDE:

Food Manufacturers
Industry Associations

Packaging Companies
Equipment Manufacturers
Insurance Companies

Food Service Companies
Environmental Engineers

UNUSUAL OR NON-ROUTINE MICROBIOLOGICAL PROBLEMS?

— CALL US —

Alfred R. Fain, Jr., Ph.D.
Chief Microbiologist



ABC RESEARCH CORPORATION

3437 SW 24th Avenue
Gainesville, Florida 32607
904-372-0436

Milk and Dairy Products in Human Nutrition by Edmund Renner

In reading the preface to *Milk and Dairy Products in Human Nutrition* by Edmund Renner, one is struck by the statement that several thousand scientific papers were consulted for the lectures which served as a basis for this book. The first reaction to this statement is one of disbelief, but on reading the book and scanning the references for each chapter, one realizes the number of papers consulted is no exaggeration. In fact, 166 pages of this 450 page book are devoted to listing the references cited. This comprehensive reference list alone would make this a valuable book, but the author has gleaned much information from these references and presents it in an easy to follow way.

The content of the book can be separated into two topic areas. The first and major portion of the book deals with the components of milk. The second part is devoted to a discussion of various milk products as they relate to nutrition and health.

Six chapters deal with the components of milk, namely lipid, protein, lactose, minerals, vitamins and enzymes, hormones and organic acids. Each chapter first details the individual constituents of the components under discussion. For example, the chapter on lipids enumerates the various lipid compounds found in milk including the different fatty acids found as part of the triglyceride material. The chapters then discuss human milk which allows the reader to compare this source of milk with cow's milk. The remainder of a given chapter addresses the important nutritional aspects of each component. For lipids the discussion centers on the digestibility of milkfat, cholesterol, unsaturated fatty acids and milkfat in the diet of infants. With respect to milk proteins, the diet of infants and protein needs of the elderly are discussed. Immunological concerns and protein intolerances are also considered. Lactose intolerance is the focus of the discussion of this component. Vitamins and minerals found in milk and how these relate to health and well being is the central theme of the chapters devoted to them. The chapter on enzymes, hormones and organic acids ties together what is known about these items as they relate to nutrition.

The other main part of this book concentrates on the role of dairy products to nutrition. Topics covered include the effect of processing, especially heating, on the nutrient quality of milk products, cultured products, cheese, whey, and various concentrated products, such as evaporated and dried milks.

The book is written in a manner that makes it easy to follow the author's thoughts. However, it must be pointed out that the book is quite detailed and may bore

the casual reader. Overall, this book could serve as a valuable resource to a person interested in the nutritional aspects of milk and milk products.

David E. Smith

*Department of Food Science and Nutrition
University of Minnesota*

Vibrios in the Environment edited by Rita R. Colwell

John Wiley and Sons have produced another excellent monograph in their environmental science and technology series. *Vibrios in the Environment* brings together current literature and research concerning the Vibrionaceae family of bacteria. The editor, Rita Colwell, has done an excellent job of presenting a diverse series of technical articles that will not only challenge the established researcher but also stimulate the student.

Thirty-nine separate articles in the monograph are grouped into six major headings: Epidemiology and Serology; Pathogenesis; Molecular Genetic Aspects of Vibrios; Methods for Isolation, Characterization, and Identification; Ecology; and Implications for the Seafood Industry. The series of articles focused on Pathogenesis should be of particular interest to most public health professionals. While most public health workers would have a general knowledge of the transmission and prevention of *Vibrio cholerae*, *Vibrios in the Environment* will provide a better understanding and recognition of the pathogenic potential of other members of the Vibrionaceae family.

Even though the target audience for this publication may not be general public health workers, the series of articles on Ecology and Implications for the Seafood Industry are a must for sanitarians with responsibility for managing shellfish sanitation programs. The publisher should consider editing articles included in these two major headings into a "What the Sanitarian Should Know about Vibrios" handbook.

Vibrios in the Environment may currently be the most definitive text for those involved in the study of Vibrionaceae. It will prove a useful addition to libraries of schools of public health and environmental science. Instructors will find the text suitable for a current problems course. It is highly recommended for sanitarians working in the shellfish sanitation industry. John Wiley and Sons, with the help of superb editing by Rita Colwell, have again produced a scholarly text dedicated to furthering our knowledge of man and his environment.

Homer C. Emery, Ph.D.

*Environmental Science Officer
Brooke Army Medical Center
Fort Sam Houston, Texas*

Colloids in Foods by Eric Dickinson and George Stainsby

Colloids in Foods authored by Eric Dickinson and George Stainsby and published by Applied Science Publishers is not for the casual reader. While an understanding of colloids is not needed, the reader should have a basic foundation in physical chemistry principles. The book would serve as a valuable asset for the graduate student or researcher involved with colloidal food systems.

The book contains 533 pages and is divided into nine chapters. The first chapter serves to acquaint the reader with various terms and concepts associated with colloidal systems. Items such as protein structure and the thermodynamics of dilute macromolecular solutions are dealt with in this chapter. Chapters two through seven deal with colloids from the model or defined system point of view. Chapter two discusses electrostatic factors which help to stabilize colloids. Concepts such as the dispersing forces between two molecules as well as the attraction two spheres have for one another are covered. More theoretical ideas about the stability of the colloidal system are also addressed, i.e. Lifshitz theory and Gouy-Chapman theory of diffuse double-layer. While chapter two dealt with forces to keep the colloidal materials separated, the next chapter covers adsorption of colloids and concepts such as flocculation and coagulation. The fourth chapter discusses ideas related to a more complex colloidal system than previously covered in this book, namely the emulsion. The point of reference for the discussion is the interface between the oil and aqueous phases and the forces which work to stabilize or destabilize it. The final part of the chapter discusses foams and methods to induce emulsification. Chapter five serves to give an overview of many of the methods used to study colloidal systems. Typically, a method is described and then some discussion of how the data obtained can be used to gain some insight into colloidal systems. The topic of chapter six is the adsorption of protein. While adsorption was discussed in a general way in a previous chapter, here the behavior of the protein molecule is the focal point. Chapter seven not only presents the reader with the basic concepts of rheology, but also discusses how the behavior of colloidal systems can be understood by measuring rheological parameters. The final two chapters present data on colloidal food systems. Because it is a very complex colloidal system and also quite well studied relative to other foods, chapter eight is devoted to a case study of milk. The final chapter covers important aspects of other food systems, such as egg proteins and cake batters.

Overall the book is well referenced and indexed. It will serve as a valuable reference to one working in the field of food colloids if the reader has the proper background.

David E. Smith

*Department of Food Science and Nutrition
University of Minnesota*

Functional Properties of Food Macromolecules. by J. R. Mitchell and D. A. Leonard, Elsevier Science Pub. Co., New York.

This book is composed of nine chapters written by experts on the physical and chemical properties of proteins and polysaccharides. The focus is on how these substances affect foods. It is a key reference for workers in the field.

To understand much of the material one must have a strong background in physics and calculus. However, portions are valuable to persons working in the applied aspects of food rheology.

Following a highly math oriented chapter on viscosity of polysaccharide solutions is an excellent chapter on the viscosity of proteins. The chapter on gelatin of polysaccharides explains models for gelation of alginates, pectin, agarose, carrageenan and starch. Gelatin is treated in a chapter by itself.

Clark and Lee-Tuffnel present an insightful introduction to their chapter on gelation of globular proteins then provide a thorough and well organized review of research that centers on heat-setting of these proteins. Muscle proteins are not discussed.

The water- and fat-holding capacities of gels is less mathematically oriented than most chapters. It contains numerous helpful electron photomicrographs. Relationships between structure and fat-holding properties are discussed for comminuted meat products but not for dairy products.

Stainsby's chapter on foaming and emulsification recognizes that proteins dominate in this function. His discussion is oriented to mechanisms that promote foaming and emulsification. Tests for functionality are briefly discussed.

The chapter on texturization of proteins (Lillford) is particularly useful for its treatment of edible spun fibers although it discusses other processes.

Finally the difficult task of discussing protein-polysaccharide mixtures is left to the Russian scientist Tolstoguzov. This important subject has received less attention by researchers than most others discussed in this book. The chapter is well organized but numerous acronyms reduce the readability.

Overall this book is an important contribution to food science.

Dr. Robert T. Marshall

*University of Missouri
Columbia, MO*

Equipment / Supplies

SELECT used machinery

DAIRY EQUIPMENT NEEDED

M & E will purchase your used equipment, either complete plants or individual items

We are THE Liquidators
and
We Come With CASH
Call Don Rieschel

MACHINERY & EQUIPMENT CO.
PO BOX 7632-W SAN FRANCISCO, CA 94120
TOLL FREE: National 800-227-4544
California 800-792-2975
Local & International 415-467-3400
Telex 340-212

CIRCLE READER SERVICE NO. 300

M & W Fiberglass floor systems feature

- High resistance to corrosion, acids, impact — Installed *non-slip*, easy to clean & keep clean
- Exceptional sanitary qualities
- No joints to grout.

M & W Fiberglass wall systems feature

- Installed seamless & smooth
- Has slight fiberglass design
- No fasteners or spacers needed
- Other features as with floors (Our systems are USDA accepted)

M&W Protective Coating Co.
912 Nunn Ave. • Rice Lake, WI 54868
Ph. (715) 234-7894

CIRCLE READER SERVICE NO. 293

DISTRIBUTORS WANTED:

Unique opportunity to take charge of the future today. Hi-Tech Chemical Research has developed the MEGA CONCENTRATE, 8 to 10 times more active than standard concentrates. 5-gallon pail is equivalent to 55-gallon drum and 16 ounce bottle equals 1 gallon; dilutions as much as 1 part MEGA CONCENTRATE to 1000 parts water. COBRA, MAX, THUNDER, FX-400, BULLDOG, CONVOY and more. Save \$\$\$, space, handling, freight. Write: **Despo Chemicals International, Inc.**, 395 Front St., Perth Amboy, NJ 08861, or call (201) 826-0100.

CIRCLE READER SERVICE NO. 302

All types Sanitary positive pumps rebuilt.
Mutators & barrels rebuilt. Call or send for free literature.



POLAR CONTAINER CORPORATION

5259 Rose Street Rosemont, Illinois 60018
(312) 671-6080 OR (312) 671-6081

SPECIALIZED SERVICE FOR THE ICE CREAM MANUFACTURER

CIRCLE READER SERVICE NO. 312

Attention:

BREDDO HIGH SPEED BLENDERS

Available in All Sizes From:

25 gallons through 300 gallons

CHOOSE FROM

Complete Inventory Including
Single Wall or Jacketed Units

Contact: **BREDDO LIKWIFIERS**

18th & Kansas
Kansas City, KS 66105
800-255-4092

CIRCLE READER SERVICE NO. 286

FREEZERS

CHERRY-BURRELL

V603, 3BBL, 600GPH, All SS
V502, 2BBL, 600GPH, All SS
V403, 3BBL, 450GPH, All SS
VS500, 2BBL, 500GPH, All SS
VS400, 2BBL, 500GPH, All SS
VA300, 2BBL, 300GPH, HD SS Outlets
V2D300, 2BBL, 300GPH, HD SS Outlets
VID150, 1BBL, 150GPH, HD SS Outlets

CREPACO

M-10, 1 BBL, 110GPH
KRA-118, 1BBL, 180GPH

FREEZER BARRELS

CHERRY BURRELL: 3D122, 3D121, 3D90,
603, VS500, 403, 401,
VA300, V2D300, UD150,
VA150, 303, 301

CREPACO: 3M30, M30, M55, 3M15

HALF GALLON MACHINES

— Anderson 55 or 555 totally rebuilt with new adjustable ways, new casters, new clutch.
— rebuilt clutches for 55 or 555 available.

REBUILT FRUIT FEEDERS

CP 5420
CP #2 Heavy Duty
CP #3 Heavy Duty, Double Blender
CP #5 Heavy Duty
Cherry Burrell FFH4, 6 or 8.

FLAVOR TANKS

#Compartments	Gallons Each	L	W	H
2 (Space Saver)	200	5'9"	3'5"	6'8"
2	300	8'	4'	5'
3 (CIP Solution Tank)	100	58"	36"	61"
3	200	9'8"	3'7"	—
3	350	12'4"	5'7"	—
3	500	12'10"	5'7"	—
4	500	21'7"	5'6"	4'8"
5	200	14'1"	3'5"	6'2"

FARM TANKS

Brand	Capacity	L	W	H
Mueller	1500	132"	79½"	80"
CP	500	116"	47"	61"
Mueller	500	85"	61"	55"
Zero	500	103"	43"	54"
Mueller	400	71"	61"	55"
Solar	400	95"	52"	54"

TOP QUALITY MILK & ICE CREAM EQUIPMENT SINCE 1951

Post Office Box 630 • 816 Adams Street
Winnsboro, Louisiana 71295

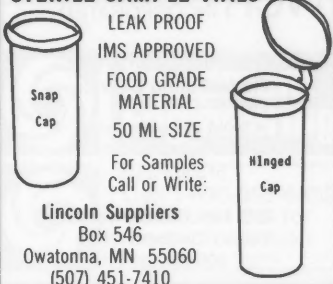


inside LA: (318) 435-4581
Outside LA: 1-800-652-2532
BILL MARTIN, KELLY MARTIN, or LAMAR JOHNSON

CIRCLE READER SERVICE NO. 311

Equipment / Supplies

STERILE SAMPLE VIALS



LEAK PROOF
IMS APPROVED
FOOD GRADE MATERIAL
50 ML SIZE

For Samples
Call or Write:

Lincoln Suppliers
Box 546
Owatonna, MN 55060
(507) 451-7410

CIRCLE READER SERVICE NO. 301

BENTLEY INSTRUMENTS, INC.

Milk Testing Equipment

New and rebuilt milk analyzing equipment for fat, protein, lactose and solids testing. Installation, training, parts and service available.

Call for more information
(612) 448-7600

Bentley Instruments, Inc.
P.O. Box 150
Chaska, MN 55318

CIRCLE READER SERVICE NO. 330

FLOOR REPAIR

High performance Epoxy Patch and Resurfacers provide cleanable, anti-fungal heavy duty wear surfaces. Low temperature cures. Can be applied by in-house maintenance personnel. USDA approved.

For more information contact Sandy at NATIONAL POLYMERS, INC. at (800) 831-5600 in PA (800) 831-5601.

CIRCLE READER SERVICE NO. 327

HOT DATE CODERS

- Air Driven.
- Brands sealed cartons after the combiner.

JOHNSON BRANDERS,
INC.

(513) 553-4524

CIRCLE READER SERVICE NO. 256

- 2 — 4,000 cold wall tanks
- 3 — 4,000 gal. tanks with s.s. headings
- MC75 homogenizer
- CB & CP & York Heat Exchangers
- 2 — 600 gal. Kettles with agitation
- 1 — 500 gal. Kettle and smaller
- CB G60 Filler
- Haskon Fillers; 340, 540, 740
- Fittings up to 4". Air valves, valves & pumps

CARMEL EQUIPMENT
246 Beacon Ave.
Jersey City, NJ 07306
(201) 656-4030

CIRCLE READER SERVICE NO. 309

1 — 5000 gal. cold wall tank
1-gal. all S.S. filler and capper
2 — 6000 gal. milk storage tanks
2 — 600 gal. processing vats
2 — 1000 gal. pressure wall vats
1 — 6000 gal. cold wall tank
1 — 10,000 gal. rectangular cold wall tank
1 — 6000 lb. ammonia ice builder - like new
1 — 6000 gal. storage tank

Midwest Food Supply Co. 

504 Clay St., Waterloo, IA 50704
(319) 734-5554

CIRCLE READER SERVICE NO. 292

ECI Soft Design INFLATIONS

We're so sure these inflations are better than the ones you're using now that we offer a money-back guarantee if you don't get good milking. ECI means Efficient Cow-comfortable Inflation. Scientifically tested on farms coast to coast. There's one designed for your machine.

SOFTER LIP FOR GREATER COMFORT

Heat sealed fresh and clean in this 4-pack.

MORE FLEXIBLE BODY

FAST FLOW FUNNEL SHAPED INTERIOR

FIRMER MILK TUBE SECTION

FASTER CLEANER MILKING MEANS INCREASED PRODUCTION

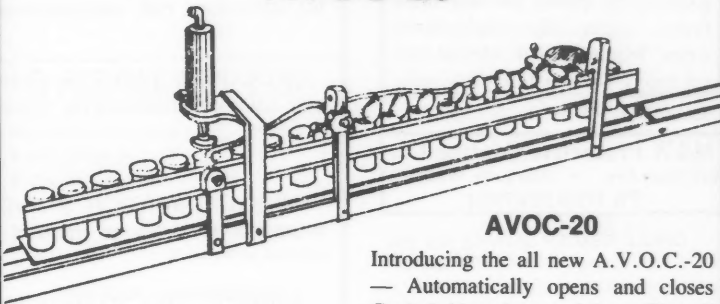
Start using ECI scientifically tested inflations now for faster, cleaner milking.

For Information Write

ECI INDUSTRIES, INC.
VERNON, N. Y. 13476

CIRCLE READER SERVICE NO. 318

CAPITOL VIAL CORP. INTRODUCES THE AVOC-20



AVOC-20

Introducing the all new A.V.O.C.-20 — Automatically opens and closes Capitol hinged cap vial — Fits all Multi Spec and Foss-O-Matic testing equipment.

CAPITOL VIAL CORP.

P.O. Box 611
Fonda, NY 12068

free video tape available upon request, phone:518-853-3377

CIRCLE READER SERVICE NO. 310

Equipment / Supplies

Tired Of Brine Contamination Complaints?

Let us overhaul your ice cream stick novelty moulds
Call Carl for gram & vitaline mould overhauling
Top Quality Workmanship

AMERICAN MOULD SERVICE

6701 Eilerson St. Clinton, MD 20735
(301) 868-1273 Carl Hornbeak

CIRCLE READER SERVICE NO. 304

Flooring

Grouting of Floors

Epoxy high acid resistant re-grouting of quarry tile and brick floors. Also tile replacement where required, with special fast set epoxy — also fiberglass walls and floors installed.

M&W Protective Coating Co.
912 Nunn Ave. • Rice Lake, WI 54868
Ph. (715) 234-7894

CIRCLE READER SERVICE NO. 294

Services / Products

COMPLETE LABORATORY SERVICES

Ingman Labs, Inc.
2945-34th Avenue South
Minneapolis, MN 55406
612-724-0121

CIRCLE READER SERVICE NO. 315

WCR INCORPORATED

Plate Heat Exchanger Regasketing Service

4740M Interstate Drive
Cincinnati, Ohio 45246
513/874-3345

2820 East Church Avenue
Fresno, California 93706
209/266/8374

CIRCLE READER SERVICE NO. 314



CONTROL INSTRUMENT SERVICES, INC.

Complete instrument services including repair, rebuilding, calibration and general retrofitting **AT YOUR PLANT OR OURS.** Parts stocked for Taylor, Anderson, Ametek and Partlow. Distributors of Anderson, Graphic Controls, and Bristol Babcock.

Parts stocked for most leading lines of instruments for the food and dairy industry. Orders shipped same day as received.

JOHN BENEDICT
CONTROL INSTRUMENT SERVICES, INC.
3607 Ventura Drive • Lakeland, FL 33803

813-644-9838

CIRCLE READER SERVICE NO. 303

LAB QUALITY & SAFETY FIRST

MICROTABS & PRESERVO® LIQUID: *Patented* preservatives for laboratory milk samples-nonsensitizing to skin.

GLOCOUNT TABLETS: Quick dissolving fluorescent dye for cell counting instruments. *Eliminates inhalation and potential skin contact.*

MILK CALIBRATION STANDARDS: Component samples to *increase accuracy* of infrared instruments.

SOMATIC CELL STANDARDS: Reference samples for calibration and *control of cell counting* instruments and DMSCC's.



D&F Control Systems, Inc.

1750 Folsom Street
San Francisco, CA 94103
(415) 863-3031

CIRCLE READER SERVICE NO. 336

Services / Products



**Equipment
Engineering**



Call 1-800-952-6859
extension CG for
more information
Telex 27-6125 EQPMT ENG

Remanufactured Centrifuges

Parts Service Repair

CIRCLE READER SERVICE NO. 285

Consulting Services

DR. R. H. ELLINGER & ASSOCIATES, LTD.
Consultants to Food Industry — Domestic — International

Research & Development

- Consumer Products
- Foodservice Products
- New Formulations
- Product Improvement
- Consumer Testing
- Experience in:
 - frozen foods
 - bakery products
 - prepared mixes
 - dairy products
 - sauces & dressings

R. H. Ellinger, Ph.D.
(312) 272-6376

Regulatory Compliance

- Legal Assistance Available
 - through Associate
 - expert food law attorney
- Labeling Compliance
- Food Safety Regulations
- Product Recalls/Seizures
- Adverse Inspections
- Port-of-entry Detentions
- Regulatory Negotiations
 - FDA, USDA, US Customs
 - State, Local agencies

Quality Assurance

- USDA Approval
- QA Audits
- Statistical QC
- Computerized QC Data
- Expert Court Witness
- Approved Procedures for:
 - HACCP
 - GMP/plant/warehouse
 - consumer complaints
 - sanitation
 - pest control

3946 Dundee Road
Northbrook, IL 60062

CIRCLE READER SERVICE NO. 299

**Employee
Training
Materials**
for Food Plants



- GMP booklets, slides & videos.
- Tapes in English & Spanish
- Sanitation booklets and slides

LJB, INC.

Associated with L.J. Bianco & Associates
Food Quality Control & Assurance Consultants
850 Huckleberry Lane
Northbrook, IL 60062
312-272-4944
35 Years Food Operation Experience

CIRCLE READER SERVICE NO. 297

George K. Morris, Ph.D.
Consulting Microbiologist

consulting in clinical microbiology,
food microbiology, enteric
diseases, food safety and
epidemiology.

4016 Dover Avenue
Alpharetta, Ga. 30201
Tel. (404) 442-0880

CIRCLE READER SERVICE NO. 325

GHK ASSOCIATES



**Providing Training and
Consulting Needs In
the Following:**

Food Processing
Food Service
Institutional Food Service
Milk Sanitation
Retail Food Store Sanitation

Harry Haverland, MPH.
O. W. Kaufmann, Ph.D.
Richard Gillespie, MPH.

12013 CANTRELL DR.
CINCINNATI, OH 45246
PHONE: 513/851-1810

CIRCLE READER SERVICE NO. 307

Consulting Services

WARD DUEL, R.S., M.P.H.

Compliance Consultant
JAILS AND PRISONS

4907 West St.
McHenry, IL 60050
Phone (312) 497-3970

Areas of Expertise:

Living Environments
Food Service
Fire and Safety

CIRCLE READER SERVICE NO. 328

FULL SERVICE LAB

- analytical chemistry
- microbiology
- stability studies
 - toxicology
 - animal bioassays
 - nutrition labeling

nutrition international
725 Cranbury Road
East Brunswick, NJ 08816
201-545-1700

CIRCLE READER SERVICE NO. 337

Employment Opportunities

W **CONSIDERING A
NEW POSITION?**
Now that you have decided to
look for a better opportunity,
contact Whittaker first!

QC/QA Supervisor 25-35K
IC/QC Manager 25-30K
Sanitarian 25-35K
Technical Manager 45K
Beverage Technologist PhD 50-55K
Sanitation Supervisors 25-29K
Director of QC 30K
Lab Techs 20-24K
Regional Sales Managers — Cleaners
..... 30K + C + B
Regional Sales Managers — Stabilizers
..... 30K + C + B
QC/R and D Manager 30-40K
Corporate QC Director —
Multiple Plants 48K

CLIENTS NATIONWIDE
Call or Write
Arnold Whittaker

WHITTAKER & ASSOCIATES
2675 Cumberland Pkwy., Suite 263
Atlanta, Georgia 30339, Phone: 404-434-3779

CIRCLE READER SERVICE NO. 291

**ATTENTION: DAIRY
PROFESSIONALS**

Dunhill of Southeast Fort Worth, Inc. has
over 40 job openings in all areas of the dairy
profession. Company paid fees, relocation
and interview expenses. You may qualify.
Examples:

REFRIGERATION SUPERVISORS	\$25-40K
SANITATION SUPERVISORS	\$25-35K
ICE CREAM Q.C. MANAGER	\$30-34K
MAINTENANCE SUPERVISORS	\$25-40K
PRODUCT DEVELOPMENT	\$30-40K
PROJECT ENGINEERS-B.S. DEGREE	\$30-50K
DIRECTOR Q.C. FLUID & I.C.	\$35-40K
REGIONAL SALES MANAGERS	\$30-35K
PRODUCTION SUPERVISORS	\$25-30K
VAULT/SHIPPING SUPERVISORS	\$25-32K
TRAFFIC MANAGER	\$30-40K
PRODUCTION NOVELTIES I.C.	\$25-40K
CHIEF ENGINEERS-ALL AREAS	\$30-45K
PLANT CONTROLLERS	\$28-47K

Send resume in confidence to:

Mr. Dana S. Oliver, President
The
National
Personnel
System

Dunhill.
PERSONNEL SERVICE OF
SOUTHEAST FT. WORTH, INC.
P.O. Box 6397
Fort Worth, Texas 76115-0397
or call 817/926-7284

CIRCLE READER SERVICE NO. 290

FACULTY POSITION/CORNELL UNIVERSITY

Cornell University is seeking a tenure-track Assistant Professor in the Department of Food Science. Responsibilities include teaching (50%) and research (50%) in the areas of **sensory analysis and flavor chemistry of foods**. Interest in the sensory and chemical flavor characteristics of dairy foods is encouraged. The development of an active teaching and research program in the sensory analysis of foods is expected.

A PhD in Food Science or other appropriate disciplines with a strong background in chemistry, biochemistry, statistics, psychology, etc. is required. Experience in teaching and/or research in sensory perception, chemoreception, and/or flavor chemistry is desirable. Send complete resume, transcripts, statement of research interests, and three reference letters by January 1, 1988 to: **Dr. Joseph H. Hotchkiss, Chairman, Search Committee, Department of Food Science, Cornell University, Ithaca, NY 14853, (607) 255-7912.** *Cornell University is an Affirmative Action-Equal Opportunity Employer.*

CIRCLE READER SERVICE NO. 338

Your
Message
Could
Be
Here

Call an
Advertising Sales
Representative
Today!
(800) 525-5223

Cheese Plant For Sale

FOR SALE

Cheese Plant For Sale in Zearing, IA. 6000 Square Feet; Boiler and Refrigeration; Equipment in Place

608-325-4343

CIRCLE READER SERVICE NO. 339

IAMFES Manuals

IAMFES MANUALS

- * **Procedures to Investigate Foodborne Illness — New 4th Edition**
- * **Procedures to Investigate Waterborne Illness**
- * **Procedures to Investigate Arthropod-Borne and Rodent-Borne Illness**

These three excellent manuals are based on epidemiologic principles and investigative techniques that have been found effective in determining causal factors of disease outbreaks.

Single copies are available for \$3.50 ea.; 25-99 copies \$3.25 ea.; and 100 or more copies are 2.75 ea.

Call 800-525-5223 or 515-232-6699, ask for Scott.

International Association of Milk, Food and Environmental Sanitarians Inc.

P.O. Box 701 - 502 E. Lincoln Way - Ames, Iowa 50010 - (515) 232-6699 - 1-800-525-5223 (outside Iowa)

CIRCLE READER SERVICE NO. 359

Educational Courses

Benefit from Knowledge of Industry Experts

REDFERN & ASSOCIATES

Dairy and Food Courses for 1987-1988

Improving Productivity in the Dairy and Food Processing Industry - Sept. 21-23, 1987, Raleigh, N.C.

A presentation of proven techniques, using actual case studies on ways to improve productivity, personnel management, production planning, maintenance planning, safety planning, laboratory management, waste management, butterfat and milk volume accounting, plus how to fit these keys to your operation.

Refrigeration, Equipment and Maintenance for the Dairy and Food Industry - Oct. 12-15, 1987, Raleigh, N.C.

A course on refrigeration and its management, refrigeration system safety, steam generation and its distribution, energy savings, economics of waste treatment and the management of waste and equipment maintenance. This course is for plant engineers and maintenance personnel and those who manage the plant engineering and maintenance functions. **Special emphasis on sanitation and ammonia hazards.**

Freezing, Packaging and Sanitation of Novelties - Nov. 9-11, 1987, Raleigh, N.C.

Presents up-to-date procedures on freezing and packaging frozen dessert novelties, formulation of mixes including non-caloric sweeteners, proper cleaning and sanitation procedures and waste management. **Also up-to-date information on Nutra Sweet (aspartame) and a complete new section on stick and stickless novelty packaging.**

Market Milk and Related Products Technology - January 25-28, 1988, Raleigh, N.C.

This course is designed to train the person on the job in the skills necessary to operate a profitable fluid milk processing plant (receiving through filling). New products, new processing methods, quality control, and prevention of waste are discussed. This course is for managers, foremen, quality control personnel and equipment operators. **Also complete new sections on Flavored Milks and New Generation Fruit Drinks with aspartame, drinkable yogurt, sour cream and buttermilk.**

Ice Cream Technology - February 22-25, 1988, Raleigh, N.C.

In its 15th year, our most popular course provides everything you need to know about ice cream formulation, mix making, freezing and hardening, packaging, sanitation, flavoring and tasting (judging). There will be discussions on quality control, waste management, processing equipment, novelties AND a section on dipping store operations. **This course is for managers, quality control personnel, processing personnel, plant engineers and maintenance personnel, plus those who plan equipment expansion. Why not bring your whole team?**

ENROLLMENTS NOW BEING ACCEPTED!

Program participation in each course is limited. Course details are available upon request. Contact Redfern & Associates at (919) 787-8496 or (919) 783-5000 for immediate response or write to:

Redfern & Associates, 4601 Six Forks Road, Suite 500, Raleigh, NC 27609

CIRCLE READER SERVICE NO. 295

Visit the IAMFES
Exhibit at **FOOD
AND DAIRY EXPO
87**

Booth#134

Sept. 26-30
Chicago, IL

Abstracts of papers in the September Journal of Food Protection

To receive the Journal of Food Protection in its entirety each month call 1-800-525-5223, ext. A or 515-232-6699, ext. A in Iowa.

Addition of Cocoa Powder, Cane Sugar, and Carrageenan to Milk Enhances Growth of *Listeria monocytogenes*, Eileen M. Rosenow and Elmer H. Marth, Department of Food Science and The Food Research Institute, University of Wisconsin, Madison, Madison, Wisconsin 53706

J. Food Prot. 50:726-729

Previously we found that under similar conditions *Listeria monocytogenes* achieved populations in chocolate milk that were 10 times greater than those in other fluid milk products. The current studies were undertaken to determine why the bacterium grew so well in chocolate milk. Autoclaved samples of milk with 2% milkfat, 2% milk + sugar, 2% milk + cocoa, and 2% milk + sugar + cocoa were inoculated with one of two strains of *L. monocytogenes* and incubated at 13°C. Carrageenan was also added to one-half of all samples containing cocoa. Growth curves were derived and generation times and maximum populations were calculated for each combination of product and strain of the bacterium. Strain V7 grew faster than strain CA in all products, with most rapid growth occurring in samples containing cocoa (with or without added sugar). Addition of carrageenan further reduced the generation time of this strain. Overall, growth rates ranged from 3 h 55 min (V7 in 2% milk + sugar + cocoa + carrageenan) to 4 h 53 min (CA in 2% milk + cocoa). Product type was primarily responsible for differences in maximum populations achieved by *L. monocytogenes*. In each instance, final numbers reached were at least 10^8 cells/ml with highest levels in samples containing all ingredients. The data suggest that sugar, cocoa and carrageenan when added to milk contributed to enhancing growth of *L. monocytogenes*.

Potential Role of Refrigerated Milk Packaging in the Transmission of Listeriosis and Salmonellosis, John T. Stanfield, Clyde R. Wilson, Wallace H. Andrews and George J. Jackson, Division of Microbiology, Food and Drug Administration, Washington, DC 20204

J. Food Prot. 50:730-732

Cultures of three *Listeria monocytogenes* serotypes and three *Salmonella* spp. were applied to the exterior surfaces of waxed cardboard or plastic milk containers. Contamination sites were sampled with premoistened cotton swabs during 14 d of refrigeration. Unstressed cells of *Listeria* survived up to 14 d on the surfaces of waxed (1 serotype) and plastic (3 serotypes) containers. Heat-stressed cells of all three serotypes of *Listeria* survived for 2 d on both types of containers. One serotype survived for 4 d, but only on plastic containers. Unstressed cells of all three *Salmonella* strains survived up to 14 d on both types of containers. Heat-stressed *Salmonella* strains survived up to 2 d (waxed containers) and 4 d (plastic containers).

Growth of Aerobic Psychrotrophs and Color Changes of Precooked Beef Slices as Affected by Packaging Procedure, T. P. Carr and J. A. Marchello, Department of Animal Sciences, University of Arizona, Tucson, Arizona 85721

J. Food Prot. 50:733-736

Precooked beef slices from top round roasts were used in replicate trials to determine the effects of packaging treatment upon shelf-life characteristics (microbial growth and color attributes) during retail storage. Roasts were dry-roasted to an internal temperature of 60°C, cooled for 1 h, then sliced (3-4 mm). Slices were packaged in: (a) vacuum; (b) 15% CO₂, 40% O₂, 45% N₂; (c) 15% CO₂, 20% O₂, 65% N₂; or (d) 15% CO₂, 10% O₂, 75% N₂ and held at 4°C for up to 18 d. Enumeration of microorganisms and determination of color attributes were done at 0, 3, 6, 9, 12, 15, and 18 d of storage. Psychrotrophic counts were higher ($P < .05$) on slices stored 9-18 d in atmospheres containing ambient (20%) oxygen level as compared to the other packaging treatments. Vacuum packaging exhibited a greater lag phase for psychrotrophs. Vacuum packaged slices maintained a superior cooked beef color for 18 d and had greater ($P < .05$) chroma readings, indicating a greater color intensity.

Resistance and Sensitivity of Meat Lactic Acid Bacteria to Antibiotics, Carmen Ametrano Vidal and D. L. Collins-Thompson, Department of Environmental Biology, University of Guelph, Guelph, Ontario N1G 2W1, Canada

J. Food Prot. 50:737-740

Sixty-seven strains of lactic acid bacteria (LAB) isolated from raw ground pork and beef were studied. Morphological and biochemical studies enabled the strains to be classified in four broad groups. These were atypical streptobacteria, *Lactobacillus plantarum*, *Lactobacillus brevis* and *Leuconostoc mesenteroides*. Antibiotic resistance/sensitivity patterns of these strains to 17 common antibiotics are reported. All 67 strains were sensitive to penicillin, ampicillin, cephaloridine and erythromycin. Most strains were resistant to cloxacillin, methicillin, gentamicin, kanamycin, neomycin, streptomycin, tetracycline, polymyxin B, colistin, novobiocin, and bacitracin. Most strains were sensitive to chloramphenicol and rifampin. MIC studies on tetracycline and chloramphenicol resistant strains showed them to be highly resistant. Population studies of LAB in raw meat were shown to vary in tetracycline resistance (12-58% of total LAB as measured by MRS).

Evaluation of Swab and Tissue Excision Methods for Recovering Microorganisms from Washed and Sanitized Beef Carcasses, M. E. Anderson, H. E. Huff, H. D. Naumann, R. T. Marshall, J. Damare, R. Johnston, and M. Pratt, United States of Agriculture, Agricultural Research Service, Room 105, Eckles Hall, University of Missouri, Columbia, Missouri 65211 and Department of Food Science and Nutrition, University of Missouri-Columbia, Columbia, Missouri 65211

J. Food Prot. 50:741-743

Samples taken from dressed beef carcasses by swabbing surfaces or excising tissues were plated to produce counts of aerobic bacteria, *Enterobacteriaceae*, and *Escherichia coli*. Counts were compared to determine efficiencies of the two sampling methods. Excised tissues produced much higher counts than did swabs, especially when washed and sanitized carcasses were sampled. Percentages recovered by swabbing appeared to be influenced by characteristics of the area sampled on the carcass. Numbers of *Enterobacteriaceae* and *E. coli* recovered by swabbing washed and sanitized carcasses were usually too few to be countable, whereas excision usually produced countable plates. The excision sampling method permitted differentiation among treatment effects of washing and sanitizing.

Casein, Fluorescein Isothiocyanate as a Substrate for Measuring Protease Production by Psychrotrophic Bacteria, Genevieve L. Christen and M. Senica, Animal and Dairy Science Department, University of Georgia, Athens, Georgia 30602

J. Food Prot. 50:744-749

Fluorescein isothiocyanate-labelled casein was evaluated as a substrate for measuring bacterial protease activity in milk. Using protease from *Bacillus amyloliquefaciens*, effects of substrate type, pH, temperature and enzyme concentration were determined. The procedure was sensitive to .012 unit of enzyme activity. The procedure was then used as a method to detect protease production by psychrotrophic bacteria growing in pasteurized skim milk at 7°C for 5 d. Three psychrotrophic bacteria were added at three different initial populations. Bacterial population, protease activity and cumulative free amino groups were monitored daily. Bacterial populations were not correlated with either protease activity or cumulative free amino groups. Protease activity and cumulative free amino groups were correlated ($r = .46$, $p = .001$). Both protease activity and cumulative free amino groups peaked as the microorganisms entered the late log phase (approximately 10^8 colony forming units per ml). This occurred after incubation for 2 d at 7°C in two replications, and after 3 d in the third. Both values decreased with continued storage.

Effects of Potassium Sorbate Alone and in Combination with Sodium Chloride on Growth of *Staphylococcus aureus* MF-31, Kathleen A. Larocco and Scott E. Martin, Department of Food Science, 569 Bevier Hall, University of Illinois, 905 South Goodwin Avenue, Urbana, Illinois 61801

J. Food Prot. 50:750-752

Effects of potassium sorbate alone and in combination with 2 or 3% sodium chloride on growth of *Staphylococcus aureus* MF-31 were examined. Growth studies were done in tryptic soy broth (final pH, 6.3) at 22°C for 15 d and 35°C for 48 h without shaking. A dual plating procedure was used to monitor growth (tryptic soy agar) and development of injury in the cell population (tryptic soy agar + 7% NaCl). At both storage temperatures, sorbate alone and in combination with 2 or 3% NaCl had only minimal effects on growth inhibition. Presence of NaCl did not appear to enhance effectiveness of sorbate in cell inhibition under these conditions. No injury was observed in the cell population.

Reduction of Mutagen Formation in Fried Ground Beef by Glandless Cottonseed Flour, K. S. Rhee, K. C. Donnelly and Y. A. Ziprin, Meats and Muscle Biology Section, Department of Animal Science, Texas Agricultural Experiment Station, Texas A&M University, College Station, Texas 77843

J. Food Prot. 50:753-755

Pan-frying ground beef patties at 200°C to an extremely well-done state produced mutagens detectable by *Salmonella* strain TA98 with metabolic activation. Defatted glandless cottonseed flour (GCF) added at the 5% level of meat weight significantly reduced mutagen formation in fried beef patties. The magnitude of mutagenicity reduction by GCF tended to be much greater than the meat dilution effect by the non-meat additive.

Rapid Quantitative Determination of Trimethylamine using Steam Distillation, P. Malle and S. H. Tao, Ministère de l'Agriculture, Direction de la Qualité, Laboratoire d'Inspection des Produits de la Pêche, Service Vétérinaire d'Hygiène Alimentaire, rue Huret Lagache, 62200 Boulogne-Sur-Mer, France and Ministère de l'Agriculture, Direction de la Qualité, Laboratoire Central d'Hygiène Alimentaire, 43, rue de Dantzig, 75015, Paris, France

J. Food Prot. 50:756-760

A simple, rapid and inexpensive method is proposed for determination of trimethylamine (TMA) in fish muscle. This procedure includes a deproteinization step with trichloroacetic acid (TCA) followed by blocking of primary and secondary amines using formaldehyde at alkaline pH and finally steam distillation of TMA. No statistically significant differences were found between this new optimized procedure and either the Conway microdiffusion method or the colorimetric method. Using the technique proposed here it is possible to assay both the total volatile basic nitrogen (TVBN) and the TMA in less than 30 min.

Thermal Resistance of *Aeromonas hydrophila*, S. A. Palumbo, A. C. Williams, R. L. Buchanan and J. G. Phillips, U.S. Department of Agriculture, Eastern Regional Research Center, 600 East Mermaid Lane, Philadelphia, Pennsylvania 19118

J. Food Prot. 50:761-764

Thermal resistance of five strains of *Aeromonas hydrophila* (three clinical and two food isolates) was studied at 45 to 51°C in saline solution and raw milk. In addition, effects of growth temperature and growth phase on thermal resistance of the cells

were also studied. Survivors after various heat treatments were plated on starch phenol red agar; colonies were counted after 24 h at 28°C. Cells heated at 48°C and 51°C exhibited a diphasic response and the data presented are from the initial and final linear phases. Data were expressed as D- and z-values. Most variables caused small but statistically significant changes in D-value of the initial linear phase. At 48°C, D-values for stationary phase cells heated in saline solution ranged from 3.49 to 6.64 min; for cells heated in raw milk, the D-values ranged from 3.20 to 6.23 min. At 48°C, D-values for log-phase cells heated in saline solution ranged from 2.23 to 3.73 min, and z-values ranged from 5.22 to 7.69°C. These results indicate that *A. hydrophila* should be killed by many of the heat treatments given foods during processing. The thermal resistance of *A. hydrophila* appears similar to that of other gram-negative bacteria associated with food.

Iodine in California Farm Milk: 1985-1986, John C. Bruhn, Antoine A. Franke and T. Wyatt Smith, Departments of Food Science and Technology and Animal Science and Cooperative Extension, University of California, Davis, California 95616

J. Food Prot. 50:765-768

Iodine has been measured in 1572 California farm milk samples, representing 2,725,000 gallons of milk, or about 54% of daily production. The mean iodine concentration in the analyzed samples was 173.3 µg/kg milk, with a standard deviation of 115.8 µg/kg. The volume-corrected mean iodine concentration for all samples was 188.3 µg/kg. Of the farms examined, 13% used neither an iodine teat-dip or backflush; the milk iodine concentration on these dairy farms averaged 147.8 ± 90.2 µg/kg. Of the farms examined, 73% used iodine teat-dip only; milk iodine concentrations averaged 166.7 ± 109.4 µg/kg. Less than 1% of the farms used iodine only in their backflush systems; their milk iodine concentrations averaged 202.3 ± 107.2 µg/kg. Thirteen percent of the farms used both iodine teat-dip and iodine in their backflush systems; their milk iodine concentrations averaged 251.3 ± 153.9 µg/kg. While the concentration difference between farms using iodine in both the teat-dip and backflush system and farms in the other three groups was statistically significant, the mean concentration was still well below the maximum limit of 500 µg/kg imposed by health agencies in some countries. Overall, 30.7% of samples measured has less than 100 µg iodine/kg; 70.1% had less than 200 µg/kg; 88.8% had less than 300 µg/kg; 94.4% had less than 400 µg/kg; and 98.1% had less than 500 µg/kg.

Plasticizers in Food, C. S. Giam and M. K. Wong, Department of Industrial Environmental Health Sciences, University of Pittsburgh, Pittsburgh, Pennsylvania 15261

J. Food Prot. 50:769-782

Plasticizers are widely used in the manufacturing of plastic materials, and are now found everywhere in our environment. Most previous reviews have focused on leaching of plasticizers from medical devices and toxicity of these leachates to humans and animals. There are fewer studies on the distribution of plasticizers in foods. This review surveys the various analytical methods for analysis of plasticizers in foods. The problems and solutions involved in the analysis of foods are discussed. Methods are compiled chronologically; some typical analytical procedures are presented. The concentrations of plasticizers in various foods as reported in the literature are tabulated. Efforts to improve the quality of the packaging plastic materials to reduce migration or leaching of plasticizers are included in this review.

Foodborne Gram-Negative Bacteria and Atherosclerosis: Is There a Connection? Douglas L. Archer, Division of Microbiology, Center for Food Safety and Applied Nutrition, Food and Drug Administration, Washington, DC 20204

J. Food Prot. 50:783-787

There is some evidence that endotoxin-containing bacteria may contribute to atherogenesis. The degree to which bacterial insults contribute to the total body burden of atherosclerotic lesions cannot be determined at this time. It is important to realize that there are other potential sources of injury to the vascular endothelium, mechanical, chemical, immunologic and biological, which may initiate formation of an atherosclerotic plaque. It must also be remembered that the process of atherogenesis is extremely complex and involves many factors other than the initial injury to endothelium. The suggested role

for endotoxin, particularly endotoxin from degrading bacteria in macrophages, in concert with the inflammatory factors induced by endotoxin from endothelium and vascular smooth muscle cells, is an attractive hypothesis for several reasons. First, dampening of inflammatory responses by effects of N-3 polyunsaturated fatty acids (omega-3s) is explained, particularly their direct influence on monocyte functions. Second, the hypothesis provides a model system in which the first step in atherogenesis may be studied prospectively, while other factors may be varied to determine their influences on later stages in the process of plaque formation. Recombinant DNA techniques and sophisticated immunologic tools are available to study the entire process, as are animal models in which to conduct studies with relevance to the human. Although at present, the link between foodborne gram-negative bacterial pathogens and atherosclerosis is largely unproven, the possible role of such organisms warrants more research. Additionally, should the link be firmly established, it would further underscore the importance of food safety in the biological sense.

Shigella as a Foodborne Pathogen, J. L. Smith, U.S. Department of Agriculture, Eastern Regional Research Center, 600 East Mermaid Land, Philadelphia, Pennsylvania 19118

J. Food Prot. 50:788-801

Shigellosis is classically thought of as a waterborne disease; however, public health data suggest that foodborne outbreaks are a significant, if not the major cause of the disease in the United States. The role of *Shigella* as a foodborne pathogen is reviewed, including discussions of taxonomy, epidemiology, virulence factors, growth and survival in foods and model systems, and methods for detection/identification in food products.

1987

September 14-15, ASSOCIATED ILLINOIS MILK, FOOD, AND ENVIRONMENTAL SANITARIANS FALL SEMINAR AND ANNUAL MEETING, a joint conference with the Cooperative Extension Service of the University of Illinois. For more information, contact: Dr. Clem Honer, Secretary Associated Milk, Food and Environmental Sanitarians, Gorman Publishing Co., 8750 W. Bryn Mawr, Chicago, IL 60631. 312-693-3200 or Dr. Gary Harpestad, Extension Dairyman, Univ. of Illinois, 315 Animal Sciences Lab., 1207 W. Gregory Dr., Urbana, IL 61801. 217-333-0510.

September 14-17, AOAC TO HOLD 101ST ANNUAL INTERNATIONAL MEETING, to be held at The Cathedral Hill Hotel, in San Francisco. For more information, contact: the AOAC office at 1111 N. 19th St., Suite 210, Arlington, VA 22209. 703-522-3032.

September 14-18, FOOD MICROBIOLOGY SHORT COURSE, sponsored by the University of California and University Extension. To be held at the Department of Food Science and Technology, Cruess Hall, UC Davis Campus. For further information, contact: Kathryn J. Boor, Food Science and Technology, University of California, Davis, CA 9516. 916-752-1478.

September 15-16, 1987 ANNUAL CONVENTION OF THE SOUTH DAKOTA STATE DAIRY ASSOCIATION, to be held at Howard Johnson's, Sioux Falls, SD. For more information, contact: Shirley W. Seas, South Dakota State Dairy Association, University Dairy Building, Brookings, SD 57007. 605-688-5420.

September 17-18, WISCONSIN LABORATORY ASSOCIATION ANNUAL EDUCATION CONFERENCE, to be held at the Holiday Inn, Fond du Lac, WI. For more information, contact: Sharon Kluender, 616 1/2 Garfield Ave., Wausau, WI 55401. 715-848-1406.

September 17-18, MINNESOTA SANITARIANS ASSOCIATION ANNUAL MEETING, to be held at the Earle Brown Center, Univ. of Minnesota, St. Paul Campus. For more information, contact: Roy E. Ginn, Dairy Quality Control Inst., 2353 N. Rice St., Room 110, St. Paul, MN 55113. 612-484-7269.

September 20-23, NATIONAL DAIRY COUNCIL OF CANADA 70TH ANNUAL CONVENTION, to be held at the Quebec Hilton, Quebec, Canada. For more information, contact: Dale A. Tulloch, 141 Laurier Avenue West, Ottawa, Ontario, Canada K1P 5J3.

September 21-23, NEW YORK STATE ASSOCIATION OF MILK & FOOD SANITARIANS ANNUAL MEETING, to be held at the Sheraton Inn Syracuse, (Liverpool, NY). For more information, contact: Paul J. Dersam. 716-937-3432.

September 24-25, SWEETENERS IN FOODS: SENSORY, PROCESSING AND HEALTH ASPECTS, to be held at Kansas State Union, Kansas State University, Manhattan, KS. For more information, contact: Dr. Carol Setser or Dr. Karen Penner, Department of Foods and Nutrition, Justin Hall, Kansas State University, Manhattan, KS. 913-532-5508.

September 28-29, SEMINAR ON "CONTEMPORARY QUALITY ASSURANCE", jointly sponsored by the International Dairy Federation and USNAC. To be held in McCormick Place, Chicago, IL. For more information, contact: Harold Wainess, Secretary, U.S. National Committee of the IDF (USNAC), 464 Central Avenue, Northfield, IL 60093. 312-446-2402.

September 30-October 2, KANSAS ASSOCIATION OF SANITARIANS ANNUAL MEETING, to be held at the Holiday Inn in Lawrence, Kansas. For more information, contact: John M. Davis. 316-268-8351.

October 5-9, 13TH INTERNATIONAL SYMPOSIUM OF THE IUMS-ICFMH & FECS-WPFC, "Toxins in Foodborne Disease" and "Microbiology of Drinking Water," to be held in Halkidiki, Greece. For more information, contact: Prof. J. A. Papadakis, Omirou 24, 10672 Athens, Greece.

October 10-15, 1987 30TH ANNUAL NATIONAL EDUCATIONAL CONFERENCES AND EXPOSITION OF THE ENVIRONMENTAL MANAGEMENT ASSOCIATION AND ITS SUBSIDIARIES, to be held at the Clarion Hotel, St. Louis, MO. For more information, contact: Registrar, 1019 Highland Ave., Largo, FL 33540. 813-586-5710.

October 12-14, BIOTECHNOLOGY PROCESSING ENGINEERING CENTER THIRD ANNUAL SYMPOSIUM, to be held at the Massachusetts Institute of Technology, Cambridge, MA 02139. For more information, contact: Diana Kenney, MIT, Room 20A-207, Cambridge, MA 02139. 617-253-0805.

October 18-21, CORNELL SYMPOSIUM ON CHEESE BIOTECHNOLOGY AND INTERNATIONAL FOOD DEVELOPMENT, to be held at Cornell University, Ithaca, NY. For more information, contact: Richard A. Ledford, Chairman, Department of Food Science, Cornell University, Ithaca, NY 14853-7201. 607-255-7616.

October 19-21, DESCRIPTIVE ANALYSIS, to be held in Palo Alto, California. Pre-registration required. For more information, contact: Herbert Stone, President, Tragon Corporation, 365 Convention Way, Redwood City, CA 94063. 415-365-1833 or Telex WUI 6502215776 (access MCI).

October 19-21, BIOTECHNOLOGY PROCESSING ENGINEERING CENTER THIRD ANNUAL SYMPOSIUM, to be held at the Massachusetts Institute of Technology, Cambridge, MA 02139. For more information, contact: Diana Kenney, MIT, Room 20A-207, Cambridge, MA 02139. 617-253-0805.

October 20-22, AMERICAN CULTURED DAIRY PRODUCTS INSTITUTE CLINIC, to be held in Minneapolis, MN. For more information, contact: Dr. C. Bronson Lane, ACDPI, PO Box 547813, Orlando, FL 32854-7813.

October 27-28, MISSOURI DAIRY FIELDMEN'S AND SANITARIAN'S EDUCATIONAL CONFERENCE, to be held at the Days Inn-University Center, formerly Holiday Inn West, Columbia MO. For more information, contact: R.T. Marshall, Eckles Hall, University of Missouri, Columbia, MO 65211. 314-882-7355.

1 November, CANADA'S AMFES ANNUAL MEETING, to be held in Edmonton, Alberta. For more information, contact: Jim Eisen. 451-0817.

November 8-11, DAIRY INSTITUTE OF CALIFORNIA ANNUAL FALL MEETING, to be held at The Lodge, Pebble Beach, CA. For more information, contact: Robert D. Boynton, Suite 718, 1127 - 11th Street, Sacramento, CA 95814.

November 10-12, BASIC PASTEURIZATION COURSE, to be held in Texarkana, Texas. Location to be announced. For more information, contact: Ms. Janie F. Park, TAMFES, P.O. Box 2363, Cedar Park, Texas 78613-2363. 512-458-7281.

November 15-18, SOUTHERN ASSOCIATION OF DAIRY FOOD MFRS., INC. 73RD ANNUAL CONVENTION, to be held at Colonial Williamsburg Foundation, Williamsburg, VA. For more information, contact: John E. Johnson, P.O. Box 10506, Raleigh, NC 27605

November 17-19, INTERNATIONAL CATERERS' SHOW AND CONFERENCE (ICS), to be held at the Merchandise Mart Expo Center, Chicago, IL. For more information, contact: Helen Brett Enterprises, 220 S. State St., Suite 1416, Chicago, IL 60604. 312-922-0966.

November 30-December 3, NATIONAL MILK PRODUCERS FEDERATION ANNUAL MEETING, to be held at the Hyatt Regency, New Orleans, LA. For more information, contact: James C. Barr, 1840 Wilson Blvd., Arlington, VA 22201.

November 30-December 4, THE FIRST LATIN AMERICAN CONGRESS ON FOOD MICROBIOLOGY AND THE I ARGENTINE SYMPOSIUM ON PRESERVATION OF FOODS, to be held in Buenos Aires, Argentina. For more information, contact: Dr. Ricardo Sobol, Secretary General, Bulnes 44 P.B. "B", 1176 Buenos Aires, Argentina. Additional information: Dr. Fernando Quevedo, 525 Twenty Third St., N.W., Washington, D.C. 20037.

December 8-11, WORKSHOP IN INSTRUMENT SERVICE AND REPAIR, to be held at the Anderson training facility and dairy processing plant in Fultonville, NY. For more information, contact: Michael D. Cunningham, Anderson Instrument Company, Inc., R.D. 1, Fultonville, NY 12072. Telephone: 518-922-5315.

1988

January 20-23, FOURTH INDUSTRY-WIDE U.S. DAIRY FORUM, sponsored by the Milk Industry Foundation and International Ice Cream Association. To be held at the Innisbrook in Tarpon Springs, FL. For more information, contact: Joe Dugan, 888 Sixteenth Street, N.W., Washington, DC 20006. 202-296-4250; TELEX 150185.

February 10-11, DEPARTMENT OF FOOD SCIENCE & NUTRITION DAIRY & FOOD INDUSTRY CONFERENCE, to be held at the Fawcett Center for Tomorrow, Ohio State University, Columbus, OH. For more information, contact: John Lindamood, 2121 Fyffe Road, Columbus, OH 43210-1097.

February 12-14, DAIRY PRODUCTS INSTITUTE OF TEXAS ANNUAL CONVENTION, to be held at the Hershey Hotel, Corpus Christi, TX. For more information, contact: Glenn R. Brown, 201 Vaughn Building, Austin, TX 78701.

February 21-24, SWEETENER USERS GROUP, INTERNATIONAL SWEETENER COLLOQUIUM, to be held at Innisbrook Resort, Tarpon Springs, FL. For more information, contact: Constance E. Tipton, 888 16th Street, NW, Washington, DC 20006.

March 6-8, OHIO DAIRY PRODUCTS ASSN., INC. ANNUAL CONVENTION, to be held at Dayton Marriott Hotel, Dayton, OH. For more information, contact: Don Buckley, 1429 King Ave., 210, Columbus, OH 43212.

March 6-9, TEXAS PUBLIC HEALTH ASSOCIATION, 63rd Annual Meeting to be held at the Hilton Palacio del Rio in downtown San Antonio. For more information, contact: James O. Allen, Jr., Texas Public Health Association, PO Box 4246, Austin, Texas 78765.

March 13-16, DAIRY & FOOD INDUSTRIES SUPPLY ASSN. ANNUAL CONFERENCE, to be held at Americana Canyon Resort, Palm Springs, CA. For more information, contact: Bruce D'Agostino, 6245 Executive Blvd., Rockville, MD 20852.

March 21-25, DEPARTMENT OF FOOD SCIENCE & NUTRITION, MID-WEST WORKSHOP IN MILK & FOOD SANITATION, to be held at Fawcett Center for Tomorrow, Ohio State University, Columbus, OH. For more information, contact: John Lindamood, 2121 Fyffe Road, Columbus, OH 43210-1097.

April 10-13, MILK INDUSTRY FOUNDATION, INTERNATIONAL ICE CREAM ASSOCIATION, MARKETING & TRAINING INSTITUTE SPRING BOARD MEETING, to be held at The Ritz Carlton, Laguna Niguel, CA. For more information, contact: John F. Speer, Jr., 888 16th Street, NW, Washington, DC 20006.

April 18-21, AMERICAN DAIRY PRODUCTS INSTITUTE ANNUAL MEETING & TECHNICAL CONFERENCE, to be held at Chicago O'Hare Marriott Hotel, Chicago, IL. For more information, contact: Warren S. Clark, Jr. 130 N. Franklin Street, Chicago, IL 60606.

May 22-24, GEORGIA DAIRY PRODUCTS ASSOCIATION ANNUAL CONVENTION, to be held at Callaway Gardens, Pine Mountain, GA. For more information, contact: Pat Hamlin, P.O. Box 801, Macon, GA 31208.

July 31-August 4, IAMFES 75th ANNUAL MEETING, to be held at the Hyatt Regency Westshore, Tampa, FL. For more information contact Kathy R. Hathaway, IAMFES, Inc., P.O. Box 701, Ames, IA 50010. 800-525-5223, in Iowa 515-232-6699.

September 11-13, NATIONAL DAIRY COUNCIL OF CANADA ANNUAL CONVENTION, to be held at the Winnipeg Convention Centre, Winnipeg, Manitoba. For more information, contact: Pat MacKenzie, 141 Laurier Avenue West, Ottawa, Ontario, Canada K1P-5J3.

September 11-14, SOUTHERN ASSOCIATION OF DAIRY FOOD MANUFACTURERS, INC. 74TH ANNUAL CONVENTION, to be held at the Boca Raton Hotel & Club, Boca Raton, FL. For more information, contact: John E. Johnson, P.O. Box 1050, Raleigh, NC 27605.

September 21-22, UNITED DAIRY INDUSTRY ASSOCIATION ANNUAL MEETING, to be held at the Hyatt Regency Minneapolis, Minneapolis, MN. For more information, contact: Edward A. Peterson, 6300 N. River Road, Rosemont, IL 60018.

October 9-13, AACC ANNUAL MEETING, to be held at the Hotel InterContinental San Diego, in San Diego, California. For more information, contact: Raymond J. Tarleton, American Assoc. of Cereal Chemists, 3340 Pilot Knob Road, St. Paul, MN 55121. 612-454-7250.

October 15-19, MILK INDUSTRY FOUNDATION & INTERNATIONAL ICE CREAM ASSOCIATION ANNUAL CONVENTION & SHOW, to be held at Marriott's Orlando World Center, Orlando, FL. For more information, contact: John F. Speer, Jr., 888 16th Street, NW, Washington, DC 20006.

November 28-December 1, NATIONAL MILK PRODUCERS FEDERATION ANNUAL MEETING, to be held at the Hilton, Anaheim, CA. For more information, contact: James C. Barr, 1840 Wilson Blvd., Arlington, VA 22201.



The Food Processors Institute presents

"ON THE LINE"

*a 30-minute, dramatic treatment of good sanitation practices,
available in 16mm film or video format.*

Also Available In Spanish

For additional information, contact:

The Food Processors Institute

1401 New York Ave., N.W., Suite 400 / Washington, D.C. 20005 / 202/393-0890

Please circle No. 127 on your Reader Service Card

ATKINS THERMOMETERS... TOUGHEST FOR FOOD AND FOOD EQUIPMENT



New, Best accuracy in the industry, Single Probe
Both thermocouple probe and instrument errors
factory-calibrated out to 0.1% reading
+.7C, Reading "Hold", Backlighted
LCD, Splash Proof

#300XX—JF (or C) \$98.00 including probe.
Specify needle or surface probe tip, & For C

Shirt-Pocket Thermometer in Stainless Steel
and accuracy 0.4% reading + 1 + probe; use with
single probe or in kit with many probes. F/C Switch.

#386XX-K thermometer & needle thermocouple
#50335-K \$168.00

Type T thermometer model available in 0.1
Thermometer Kit with probes for grill, freezer, oven,
needle for drinks/cooking oil/salad-food bar

#938XX-T \$328.00



Big-Digit, Belt-Clip-Mountable Thermometer (35,000
already sold), accuracy 1% reading + 1 + probe;
use with single probe or in kit with many probes. F/C
Switch; reads in 0.1 up to 199, then 1.

#39658-K thermometer & needle thermocouple
#50335-K \$138.00


Thermometer Kit with probes for grill, freezer, oven,
needle for drinks/cooking oil/salad-food bar
#939XX-K \$304.00

SATISFACTION GUARANTEED — Fast Action! To order, to
request a catalog, or for nearest distributor,
CALL ATKINS FREE! 1-800-342-7951 Ext. 4Y
Florida call 904-378-5555 Atkins Technical Inc. Dept. 4H,
3401 S.W. 40th Blvd., Gainesville, FL 32608-2399



Please circle No. 134 on your Reader Service Card

USE YOUR PLANT PROCESS STEAM for sanitation and maintenance cleaning in FOOD PROCESSING PLANTS



PACER Fireless (F-61)
Steam Cleaner (caster mounted)

The PACER Fireless Steam Cleaner with
YOUR established plant steam supply and
its own solution tank and reciprocating piston
pump - can be moved to many locations for
all your sanitation needs.

PACER STEAM CLEANERS

Division of ASM Industries, Inc.
1234 Depot St.

Glenview IL 60025

312-998-9300

Please circle No. 149 on your Reader Service Card

496 DAIRY AND FOOD SANITATION/SEPTEMBER 1987

Visit the IAMFES Exhibit at FOOD AND DAIRY EXPO '87

Booth #134
Sept. 26-30
Chicago, IL



SMITH LABORATORY SERVICE
LTD.

367 Olivewood Road
Toronto, Ontario, Canada
M8Z 2Z8
Tel. (416) 231-2546

Microbiological and chemical analysis
of foods and dairy products, filth analy-
sis, plant inspections, process evalua-
tion, sanitation audits, research and de-
velopment consultation.

Please circle No. 207 on your Reader Service Card

To receive
information
on membership
with IAMFES
Circle 360
on this card

IAMFES

International Association of Milk, Food and Environmental Sanitarians Inc.

DFS
9/87

Reader requests for information are sent to the appropriate company. Follow-up on reader requests are the responsibility of the company advertising.

The Advertisements included herein are not necessarily endorsed by the International Association of Milk, Food and Environmental Sanitarians, Inc.

Name _____	Title _____
Company _____	
Address _____	
City _____	State/Prov. _____
Country _____	Zip _____
Phone Number _____	

Please send information on items circled below: Deadline 60 days from issue date

101	114	127	140	153	166	179	192	205	218	231	244	257	270	283	296	309	322	335	348
102	115	128	141	154	167	180	193	206	219	232	245	258	271	284	297	310	323	336	349
103	116	129	142	155	168	181	194	207	220	233	246	259	272	285	298	311	324	337	350
104	117	130	143	156	169	182	195	208	221	234	247	260	273	286	299	312	325	338	351
105	118	131	144	157	170	183	196	209	222	235	248	261	274	287	300	313	326	339	352
106	119	132	145	158	171	184	197	210	223	236	249	262	275	288	301	314	327	340	353
107	120	133	146	159	172	185	198	211	224	237	250	263	276	289	302	315	328	341	354
108	121	134	147	160	173	186	199	212	225	238	251	264	277	290	303	316	329	342	355
109	122	135	148	161	174	187	200	213	226	239	252	265	278	291	304	317	330	343	356
110	123	136	149	162	175	188	201	214	227	240	253	266	279	292	305	318	331	344	357
111	124	137	150	163	176	189	202	215	228	241	254	267	280	293	306	319	332	345	358
112	125	138	151	164	177	190	203	216	229	242	255	268	281	294	307	320	333	346	359
113	126	139	152	165	178	191	204	217	230	243	256	269	282	295	308	321	334	347	360

Place
Stamp
Here

IAMFES

P.O. Box 701
502 E. Lincoln Way
Ames, Iowa 50010



SEPARATION STANDARDIZATION

Automatic milk separation/standardization system at Guaranteed Pure Milk Co. Limited (Laiterie Garantée Limitee), Montreal, using the ARTERN desludging CIP Separator and the OL-6000 Standardizer.

- Saves money on capital cost
- Saves butterfat in operation
- Saves time
- Saves labor



On-Line Instrumentation, Inc.

Box 541, Route 376, Hopewell Junction, NY 12533 Telephone (914) 226-4453
Exclusive agents for Fortschritt Landmaschinen DDR Telex 263697

If you're concerned about the quality of your products, you should also be concerned about the quality of the test you use to detect antibiotics. That's why Dr. Charm and the people at Penicillin Assays have developed the Charm II Test. The first true antibiotic test available.

With the Charm II Test, you're able to test for just the antibiotics you select. And you can even select the levels at which each will be detected.

The Charm II Test saves time, cuts costs, and helps produce a consistently higher yield of quality products. In fact, it's become an important part of the quality-control process at hundreds of companies.

If you'd like to join them, call or write. And they'll show you how the Charm II Test can improve the quality of your products, too.

Nothing works like a Charm.

Penicillin Assays Inc.

36 Franklin Street, Malden, MA 02148, Tel. (617) 322-1523

© 1987 Penicillin Assays Inc.

Only one man can identify the junkie in this line up.



