

THIS SAMPLE IS FOR FORMATTING PURPOSES. IT IS BASED ON THE INSTRUCTIONS FOR AUTHORS. PLEASE REFER TO THE INSTRUCTIONS FOR COMPLETE DETAILS.

1
2
3
4
5
6
7
8
9
10
11
12
13
14
15
16
17
18
19
20
21
22
23
24
25
26
27
28
29
30

Running title

Title

Author^{1*}, Author² and Author¹

¹Institution and address

²Institution and address

Key words: Rotavirus, papaya, honey dew melon, pineapple, juices, survival studies

31 *Author for correspondence. Tel: (123) 456-7890; Fax: (123) 456-7789
32 E-mail: name@name.com

1 **ABSTRACT**

2

3 An abstract of no more than 250 words must be placed on the second page of the paper to

4 summarize the principal points of the study. The abstract is a single paragraph and does not

5 contain references, figures, or tables. Abstracts are reprinted separately by abstracting

6 services and therefore must be meaningful without reference to the body of the paper.

7

8

9

10

11

1 The introductory section has **no title** and begins on the page following the abstract. It
2 provides the reader with sufficient background information to justify the need for the study
3 and to evaluate the results of the research. An extensive review of the literature is not needed.
4 The introduction should conclude with a rationale for and objectives of the study that is being
5 reported. Reference citations in the text should be italicized (*1, 2, 3, 4, 5, 6, 7, 8, 9, 10*). All
6 references cited in the manuscript must be included in the "Reference" section, numbered in
7 alphabetical order, and all references in the "Reference" section must be cited.

8

9

MATERIALS AND METHODS

10 Sufficient information must be provided so that another researcher, without the need for
11 additional input, can repeat the experiments that are described in the paper. If reference is
12 made to a method published elsewhere in a journal or document that may not be readily
13 available to most readers, then details of the method are to be included. If a published method
14 is modified, such modification(s) must be described. If the method is completely new, it
15 should be described in adequate detail for someone to be able to apply it. Sources (company,
16 city, state, and/or country) of unusual chemicals, bacterial strains, reagents, and equipment
17 must be identified, however the city, state and/or country of the supplier need only be
18 specified the first time the supplier is mentioned. "For states within the United States, use the
19 standard abbreviation (not the postal abbreviation) available at
20 <http://www.stateabbreviations.us/>." Delete registered trademarks when given with trade
21 names.

22

23

24

25

Subheadings take the form of paragraph lead-ins. Paragraph lead-ins should be
boldface, indented, and run in with the text, separated by a period. Third-order subheadings
are not accepted.

1 **RESULTS**

2 The “Results” section provides information by means of text, tables, and figures; do not
3 show the same data in both table and figure form. Use the “Results” section to refer to data in
4 figures and/or tables, not to repeat the data in figures and tables. All tables and figures must
5 be cited in the text. Tables and figures must be numbered in the order in which they are
6 mentioned in the text. There is no need to specify where the tables or figures should be placed
7 in the text. Tables and figures reporting results should not be cited in the Materials and
8 Methods section. Table titles and figure legends should be detailed enough to make them
9 self-standing. “Results and Discussion” may be combined, or there may be a separate
10 “Discussion” section. A separate “Discussion” section is typically used for extensive
11 interpretations of the results.

12
13 **DISCUSSION**

14 Do not extensively repeat the introduction or Results sections. Provide an interpretation
15 of the results in relation to known information. Conclusions should be included in this section
16 and not in a separate section.

17
18 **ACKNOWLEDGEMENTS**

19 Acknowledge financial and personal assistance (sources other than your institution or
20 any potential conflict of interest).

1

2 **REFERENCES**

- 3 1. Anonymous. 2001. Real decree 3-484/2000 (12 January 2001) on the hygiene of ready-
4 to-eat foods. BOE no. 11. Boletín Oficial de Estado, Madrid, Spain.
- 5 2. Cabedo, L., J. N. Sofos, and G. C. Smith. 1996. Removal of bacteria from beef tissue by
6 spray washing after different times of exposure to fecal material. *J. Food Prot.*
7 12:1284–1287.
- 8 3. Doyle, M. P., L. R. Beuchat, and T. J. Montville (ed.). 1997. Food microbiology:
9 fundamentals and frontiers. ASM Press, Washington, D.C.
- 10 4. Food safety hazards for sprouted seeds. Docket no. 99D-4488. Available at:
11 <http://vm.cfsan.gov/~dms/sprougd1.html>. Accessed 17 July 1999.
- 12 5. Hussong, R. V., E. H. Marth, and D. G. Vakaleris. January 1964. Manufacture of
13 cottage cheese. U.S. patent 3,117,870.
- 14 6. Notaro, J. 13 June 1994. Banned in the USA [E-mail:jnotaro@ukans.edu]. Available
15 from: the author at Smith@odo.msos.edu
- 16 7. Personal Communication. Sofos, J. N. 3 January 2001. Personal communication [E-
17 mail:jsofos@colostate.edu]
- 18 8. Pitt, J. I., and A. D. Hocking. 1997. Fungi and food spoilage. Blackie Academic and
19 Professional, London.
- 20 9. U.S. Food and Drug Administration. 1999. Guidance for industry: reducing microbial
21 food safety hazards for sprouted seeds. Docket no. 99D-4488. Available at
22 <http://vm.cfsan.gov/~dms/sprougd1.html>. Accessed 17 July 1999.

- 1 10. West, D. I., and L. B. Bullerman. 1992. Physical and chemical separation of mycotoxins
- 2 from agricultural products, p. 52–57. In J. E. Smith (ed.), *Mycotoxins and animal*
- 3 *feeding stuffs*, vol. 4. CRC Press, Boca Raton, FL.

1 **Figure legends**

2 **FIGURE 1.** Type figure legends double-spaced in a list on a page separate from the figures
3 but included in the manuscript text (not uploaded separately). Number each consecutively as
4 cited in the text.

5
6 **FIGURE 2.** Figures containing multiple components (e.g., 1A, 1B, 1C, etc.) should be placed
7 together on the same page with appropriate labels.

8

9

10

11

12

13

14

15

16

Special Note Regarding Figures:

Figures should be placed on separate pages and no legend should be on the page with the figure; the only thing on the page with the figure should be the figure number and manuscript number, if known, in the upper right corner.

For production purposes **it is preferred that figures be submitted as separate figure files.** However, they may be imbedded at the end of the document, following the tables, during first submission.

Do not submit figures in color unless you intend to publish them in color. There is an additional cost to the author when publishing in color.

See Figure 1 on page 9 for an example of the formatting.

1 Table 1. Table titles should be complete enough so that the reader can understand the table
2 without necessarily referring back to the manuscript.


3
4
5
6

<u>Heading 1</u>	<u>Heading 2</u>	<u>Heading 3</u>
------------------	------------------	------------------


7

Figure 1


A



B



C



D

